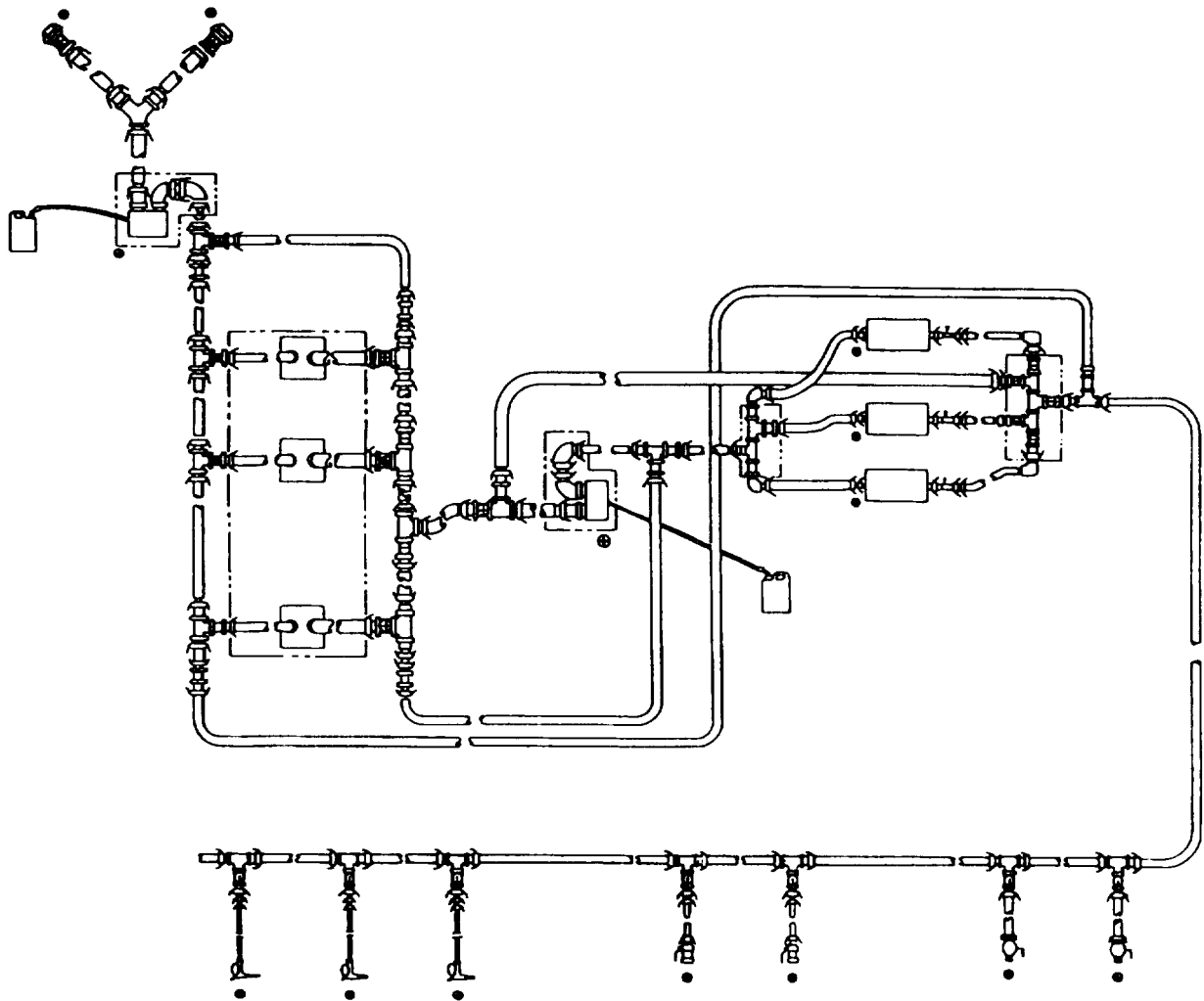


UNIT, AND DIRECT SUPPORT MAINTENANCE
REPAIR PARTS AND SPECIAL TOOLS LIST FOR
ARCTIC FUELING SYSTEM SUPPLY POINT (AFSSP)

P/N: 13228E1850

NSN: 4930-01-355-9582



Distribution Statement A: Approved for public release; distribution is unlimited.

HEADQUARTERS, DEPARTMENT OF THE ARMY

28 FEBRUARY 1997

TECHNICAL MANUAL

NO. 10-4930-241-23P

HEADQUARTERS
DEPARTMENT OF THE ARMY
WASHINGTON, D.C., 28 FEBRUARY 1997

UNIT AND DIRECT SUPPORT MAINTENANCE

REPAIR PARTS AND SPECIAL TOOLS LIST

ARCTIC FUELING SYSTEM SUPPLY POINT (AFSSP)

P/N: 13228E1850

NSN: 4930-01-355-9582

Current as of 22 May 1996

REPORTING ERRORS AND RECOMMENDING IMPROVEMENTS

You can help improve this manual. If you find any mistakes, or if you know of a way to improve there procedures, please let us know. Mail your letter or DA Form 2028 (Recommended Changes to Publications and Blank Forms), or DA Form 2028-2 located in the back of this manual directly to: Commander, US Army Aviation and Troop Command, Attn: AMSAT-I-MP, 4300 Goodfellow Blvd., St. Louis, MO 63120-1798. You may also submit your recommended changes by E-mail directly to <mpm%avma28@st-louis-emh7.army.mil>. A reply will be furnished directly to you. Instructions for sending an electronic 2028 may be found at the back of this manual immediately preceding the hard copy 2028.

Distribution Statement A: Approved for public release; distribution is unlimited.

TABLE OF CONTENTS

	Page	/	Illus. Figure
Section I Introduction	1		
Section II Repair Parts List			
Group 01 Module Arctic Fuel System Supply Point			
Module Arctic Fuel System Supply Point.....	1-1		1
Arctic Nozzle, Fuel and Oil Servicing	2-1		2
1 1/2 Inch Hose Assembly (25 foot).....	3-1		3
Reducer, 1.5 Inch Male by 2 Inch Female	4-1		4
Reducer, 4 Inch male by 4 Inch Female	5-1		5
4 Inch Fueling Manifold With One Valve	6-1		6
4 Inch Hose Assembly (25 Foot).....	7-1		7
Coupler, Tank to Hose 3 Inch Female	8-1		8
4 Inch Hose Assembly (50 Foot).....	9-1		9
3 Inch Hose Assembly (25 Foot).....	10-1		10
Reducer, 3 Inch Male by 4 Inch Female	11-1		11
4 Inch Ball Valve Assembly.....	12-1		12
4 Inch Fueling Manifold With Five Valves	13-1		13
4 Inch Elbow	14-1		14
Reducer, 4 Inch Male by 3 Inch Female	15-1		15

TABLE OF CONTENTS - CONTINUED

	Page /	Illus. Figure
200 GPM Filter/Separator Assembly	16-1	16
Reducer, 6 Inch Male by 4 Inch Female	17-1	17
10 Inch Hose Assembly (10 Foot)	18-1	18
4 Inch Fueling Manifold With Three Valves	19-1	19
4 Inch Fueling Manifold With Two Valves	20-1	20
5 Gallon Fuel Can, Adapter, and Hose Assembly	21-1	21
600 GPM Pump Assembly	22-1	22
6 Inch Fueling Manifold With Two Valves	23-1	23
4 Inch Valve Section	24-1	24
6 Inch Fueling Manifold With One Valve	25-1	25
6 Inch Fueling Manifold With One Valve	26-1	26
6 Inch Fueling Manifold With Two Valves	27-1	27
6 Inch Fueling Manifold With One Valve	28-1	28
4 Inch Female Adapter	29-1	29
4 Inch Hose Assembly (20 Foot)	30-1	30
6 Inch Valve Section,	31-1	31
Wye Assembly, 6 Inch Male by 6 Inch Female by 6 Inch Female	32-1	32
Ground Clamp and Rod	33-1	33
Ground Cable Assembly	34-1	34
Accessory - Ground Cable Assemblies	35-1	35
Accessory - Reducer, 2 Inch Male by 3 Inch Female	36-1	36
Accessory - Reducer, 3 Inch Male by 2 Inch Female	37-1	37
Accessory - Reducer. 4 Inch Male by 2 Inch Female	38-1	38
Accessory - Reducer, 3 Inch Male by 6 Inch Female	39-1	39
Accessory - Reducer, 4 Inch Male by 2 Inch Female	40-1	40
Accessory -Reducer. 6 Inch Male by 4 Inch Female	41-1	41
Accessory - Reducer. 4 Inch Male by 3 Inch Female	42-1	42
Accessory - Reducer, 3 Inch Male by 4 Inch Female	43-1	43
Accessory - Adapters. 2 Inch Male by 2 Inch Male and 6 Inch Male by 6 Inch Male	44-1	44
Accessory - Elbow, 4 Inch	45-1	45
Accessory - Elbow, 3 Inch Male by 3 Inch Female	46-1	46
Accessory - Elbow, 6 Inch Male by 6 Inch Female	47-1	47
Accessory - Fire Extinguisher and Frame Assembly	48-1	48
Accessory - Ground.....	49-1	49
Accessory - Gravity Feed Adapter and Closed Circuit Refueling Nozzle.....	50-1	50
Accessory - D-1 Nozzle	51-1	51
Accessory - 4 Inch Hose Assembly (20 Foot)	52-1	52
Accessory - 1 1/2 Inch Hose Assembly (25 Foot)	53-1	53
Accessory - 3 Inch Hose Assembly (25 Foot)	54-1	54
Accessory - 6 Inch Hose Assembly (10 Foot).....	55-1	55
Accessory - 2 Inch Hose Assembly (50 Foot)	56-1	56
Accessory - NATO Rail Coupling and Tank Truck Coupling Set	57-1	57
Accessory - Seals, Strappings, Clamping Tools and Wrench.....	58-1	58
Group 09 Bulk Items.....	Bulk 1	

TABLE OF CONTENTS - CONTINUED

		Page /	Illus. Figure
Section III	Special Tools List (Not Applicable)		
Section IV	Indexes		
	National Stock Number Index.....	I-1	
	Part Number Index.....	I-4	

**UNIT, DIRECT SUPPORT AND GENERAL SUPPORT
MAINTENANCE REPAIR PARTS AND SPECIAL TOOLS LIST**

Section I. INTRODUCTION

1. SCOPE. This RPSTL lists and authorizes spares and repair parts; special tools; special test, measurement, and diagnostic equipment (TMDE); and other special support equipment required for performance of Organizational Maintenance of the Lubricating and Servicing Unit. It authorizes the requisitioning, issue, and disposition of spares, repair parts and special tools as indicated by the source, maintenance and recoverability (SMR) codes.

2. GENERAL. In addition to this section, Introduction, this Repair Parts and Special Tools List is divided into the following sections:

a. Section II. Repair Parts List. A list of spares and repair parts authorized by this RPSTL for use in the performance of maintenance. This list also includes parts which must be removed for replacement of the authorized parts. Parts lists are composed of functional groups in ascending alphanumeric sequence, with the parts in each group listed in ascending figure and item number sequence. Bulk materials are listed in item name sequence. Items listed are shown in the associated illustration(s)/figure(s).

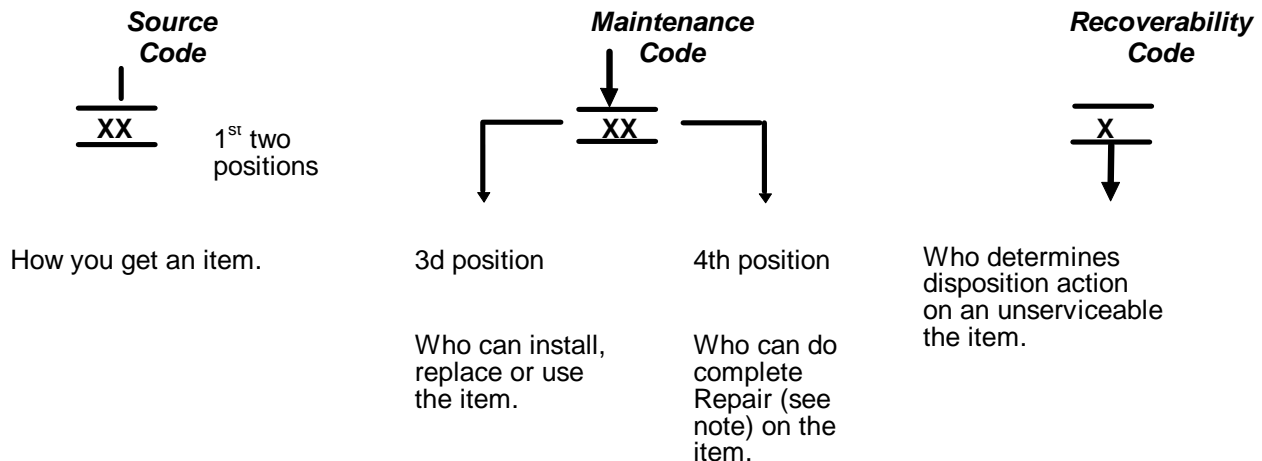
b. Section III. Special Tools List. A list of special tools, special TMDE, and other special support equipment authorized by this RPSTL (as indicated by Basis of Issue (BOI) information in DESCRIPTION AND USABLE ON CODE column) for the performance of maintenance.

c. Section IV. Cross-Reference Index. A list, in National Item Identification Number (NIIN) sequence, of all national stock numbered items appearing in the listing, followed by a list in alphanumeric sequence of all part numbers appearing in the listings. National stock numbers and part numbers are cross referenced to each illustration figure and item number appearance. The figure and item number index lists figure and item numbers in alphanumeric sequence and cross references NSN, FSCM and part number.

3. EXPLANATION OF COLUMNS (SECTIONS II AND III).

a. ITEM NO. (Column (1)). Indicates the number used to identify items called out in the illustration.

b. SMR Code (Column (2)). The Source, Maintenance, and Recoverability (SMR) code is a 5-position code containing supply/requisitioning information, maintenance category authorization criteria, and disposition instruction, as shown in the following breakout:



*Complete Repair: Maintenance capacity, capability, and authority to perform all corrective maintenance tasks of the "Repair" function in a use/user environment in order to restore serviceability to a failed item.

(1) **Source Code.** The source code tells you how you get an item needed for maintenance, repair, or overhaul of an end item/equipment. Explanations of source codes follow.

Code	Explanation
PA PB PC** PD PE PF PG	<p>Stocked items; use the applicable NSN to request/requisition items with these source codes. They are authorized to the category indicated by the code entered in the 3rd position of the SMR code.</p> <p>**NOTE: Items coded PC are subject to deterioration.</p>
KD KF KB	

Explanation

MO (Made at org AVUM level) MF (Made at DS/AVUM level) MH (Made at GS level) ML (Made at Specialized Repair Activity (SRA)) MD (Made at Depot)	<p>Items with these codes are not to be requested/requisitioned individually. They must be made from bulk material which is identified by the part number in the DESCRIPTION and USABLE ON CODE (UOC) column and listed in the Bulk Material group of the repair parts list in the RPSTL. If the item is authorized to you by the 3rd position code of the SMR code, but the source code indicates it is made at a higher level, order the item from the higher level of maintenance.</p>
AO (Assembled by org AVUM Level) AF (Assembled by DS/AVUM Level) AH (Assembled by GS Category) AL (Assembled by SRA) AD (Assembled by Depot)	

XA - - Do not requisition an "XA"-coded item. Order its next higher assembly. (Also, refer to the NOTE below.)

XB - - If an "XB" item is not available from salvage, order it using the FSCM and part number given.

XC - - Installation drawing, diagram, instruction sheet, field service drawing, that is identified by manufacturer's part number.

XD - - Item is not stocked. Order an "XD"-coded item through normal supply channels using the FSCM and part number given, if no NSN is available.

NOTE

Cannibalization or controlled exchange, when authorized, may be used as a source of supply for items with the above source codes, except for those source coded "XA" or those aircraft support items restricted by requirements of AR 750-1

(2) Maintenance Code. Maintenance codes tells you the level(s) of maintenance authorized to USE and REPAIR support items. The maintenance codes are entered in the third and fourth positions of the SMR code as follows:

(a) The maintenance code entered in the third position tells you the lowest maintenance level authorized to remove, replace, and use an item. The maintenance code entered in the third position will indicate authorization to the following levels of maintenance.

Maintenance Code

Application/Explanation

- C - Crew or operator maintenance done within the organization or aviation unit maintenance.
- O - Organizational or aviation unit category can remove, replace, and use the item.
- F - Direct support or aviation intermediate level can remove, replace, and use the item.
- H - General support level can remove, replace, and use the item.
- L - Specialized repair activity can remove, replace, and use the item.
- D - Depot level can remove, replace, and use the item.

(b) The maintenance code entered in the fourth position tells whether or not the item is to be repaired and identifies the lowest maintenance level with the capability to do complete repair (i.e., perform all authorized repair functions).

NOTE:

Some limited repair may be done on the item at a lower level of maintenance, if authorized by the Maintenance Allocation Chart (MAC) and SMR codes. This position will contain one of the following maintenance codes.

Maintenance Code

Application/Explanation

- O - Organizational or (aviation unit) is the lowest level that can do complete repair of the item.
- F - Direct support or aviation intermediate level is the lowest level that can do complete repair of the item.
- H - General Support is the lowest level that can do complete repair of the item.
- L - Specialized repair activity is the lowest level that can do complete repair of the item.
- D - Depot is the lowest level that can do complete repair of the item.
- Z - Nonreparable. No repair is authorized.
- B - No repair is authorized. (No parts or special tools are authorized for the maintenance of a "B" coded item). However, the item may be reconditioned by adjusting, lubricating, etc., at the user level.

(3) Recoverability Code. Recoverability codes are assigned to items to indicate the disposition action on unserviceable items. The recoverability code is entered in the fifth position of the SMR Code as follows:

**Recoverability
Codes**

Application/Explanation

- Z - Nonreparable item. When unserviceable, condemn and dispose of the item at the level of maintenance shown in 3rd position of SMR Code.
- O - Repairable item. When not economically repairable, condemn and dispose of the item at organizational or aviation unit level.
- F - Repairable item. When uneconomically repairable, condemn and dispose of the item at the direct support or aviation intermediate level.
- H - Repairable item. When uneconomically repairable, condemn and dispose of the item at the general support level.
- D - Repairable item. When beyond lower level repair capability, return to depot. Condemnation and disposal of item not authorized below depot level.
- L - Repairable item. Condemnation and disposal not authorized below specialized repair activity (SRA).
- A - Item requires special handling or condemnation procedures because of specific reasons (e.g., precious metal content, high dollar value, critical material, or hazardous material). Refer to appropriate manuals/directives for specific instructions.

c. **CAGEC (Column (3)).** The Federal Supply Code for Manufacturer (FSCM) is a 5-digit numeric code which is used to identify the manufacturer, distributor, or Government agency, etc. that supplies the item.

d. **PART NUMBER (Column (4)).** Indicates the primary number used by the manufacturer, (individual, company, firm, corporation, or Government activity), which controls the design and characteristics of the item by means of its engineering drawings, specifications, standards, and inspection requirements to identify an item or range of items.

NOTE

When you use an NSN to requisition an item, the item you receive may have a different part number from the part ordered.

e. **DESCRIPTION AND USABLE ON CODE (UOC) (Column (5)).** This column includes the following information:

- (1) The Federal item name and, when required, a minimum description to identify the item.
- (2) Part number of bulk materials are reference in this column in the line entry to be manufactured/fabricated.
- (3) The statement "END OF FIGURE" appears just below the last item description in Column(5) for a given figure in both Section II and Section II.

f. **QTY (Column (6)).** The QTY (quantity per figure column) indicates the quantity of the item used in the breakout shown on the illustration figure, which is prepared for a functional group, subfunctional group, or an assembly. A "V" appearing in this column in lieu of a quantity indicates that the quantity is variable and may vary from application to application.

4. EXPLANATION OF COLUMNS (SECTION IV).

a. NATIONAL STOCK NUMBER (NSN) INDEX.

(1) **STOCK NUMBER COLUMN.** This column lists the NSN by national item identification number (NRN) sequence. The NIIN consists of the last nine digits of the NSN, i.e..

NSN
4930-01-355-9582
NIIN

When using this column to locate an item, ignore the first four digits of the NSN. However, the complete NSN should be used when ordering items by stock number.

(2) **FIG. Column.** This column lists the number of the figure where the item is identified/located. The figures are in numerical order in Section II and Section III.

(3) **ITEM Column.** The item number identifies the item associated with the figure listed in the adjacent FIG. column. This item is also identified by the NSN listed on the same line.

b. **PART NUMBER INDEX.** Part numbers in this index are listed in ascending alphanumeric sequence (i. e., vertical arrangement of letter and number combinations which place the first letter or digit of each group in order A through Z, followed by the numbers 0 through 9, and each following letter or digit in like order).

(1) **FSCM column.** The Federal Supply Code for Manufacturer (FSCM) is a 5-digit numeric code used to identify the manufacturer, distributor, or Government agency/activity that supplies the item.

(2) **PART NUMBER Column.** Indicates the primary number used by the manufacturer (individual, firm, corporation, or Government activity), which controls the design and characteristics of the item by means of its engineering drawings, specifications, standards, and inspection requirements to identify an item or range of items.

(3) **STOCK NUMBER Column.** This column lists the NSN for the associated part number and manufacturer identified in the PART NUMBER and FSCM columns to the left.

(4) **FIG. Column.** This column lists the number of the figure where the item is identified/ located in Section II and Section III..

(5) **ITEM Column.** This ITEM number is that number assigned to the item as it appears in the figure referenced in adjacent figure number column.

5. SPECIAL INFORMATION.

a. **USABLE ON CODE.** The usable on code appears in the lower left corner of the Description column heading. Usable on codes are shown as "UOC:.." in the Description Column (justified left) on the last line applicable item description/nomenclature. Uncoded items are applicable to all models.

b. **FABRICATION INSTRUCTIONS.** Bulks materials required to manufacture items are listed in the Bulk Material Functional Group of this RPSTL. Part number for bulk materials are also referenced in the description column of the line entry for the item to be manufactured/fabricated. Detailed fabrication instructions for items source coded are found in TM 10-4930-241-13.

c. **INDEX NUMBERS.** Items which have the BULK in the figure column will have an index number shown in the item number column. This index number is a cross-reference between the National Stock Number/Part Number Index and the bulk material list in Section II.

d. **ASSOCIATED PUBLICATIONS.** The publication listed below pertains to the Arctic Fuel System Supply Point (AFSSP) and its components;

Publication
 TM 10-4930-241-13

Short Title
 Operator's, Unit and Direct Support Maintenance Manual for Arctic Fuel System Supply Point (AFSSP)

6. HOW TO LOCATE REPAIR PARTS.**a. When National Stock Number or Part Number is NOT Known.**

(1) **First.** Using the table of contents, determine the assembly group for subassembly group to which the item belongs. This is necessary since figures are prepared for assembly groups and subassembly groups, and listing are divided into the same groups.

(2) **Second.** Find the figure covering the assembly group or subassembly group to which the item belongs.

(3) **Third.** Identify the item on the figure and use the Figure and Item Number Index to find the NSN.

b. When National Stock Number or Part Number is Known

(1) **First.** Using the National Stock Number and Part Number Indexes find the pertinent National Stock Number or Part Number. The NSN index is in National Item Identification Number (NIIN) sequence (see 4.a). The part numbers in the Part Number index are listed in ascending alphanumeric sequence (see paragraph 4.b.). Both indexes cross-reference you to the illustration/ figure and item number of the item you are looking for.

(2) **Second.** Turn to the figure and item number, verify that the item is the one you are looking for, then locate the item number in the repair parts list for the figure.

7. ABBREVIATIONS. Abbreviations used in this manual are listed in MIL-STD-12.

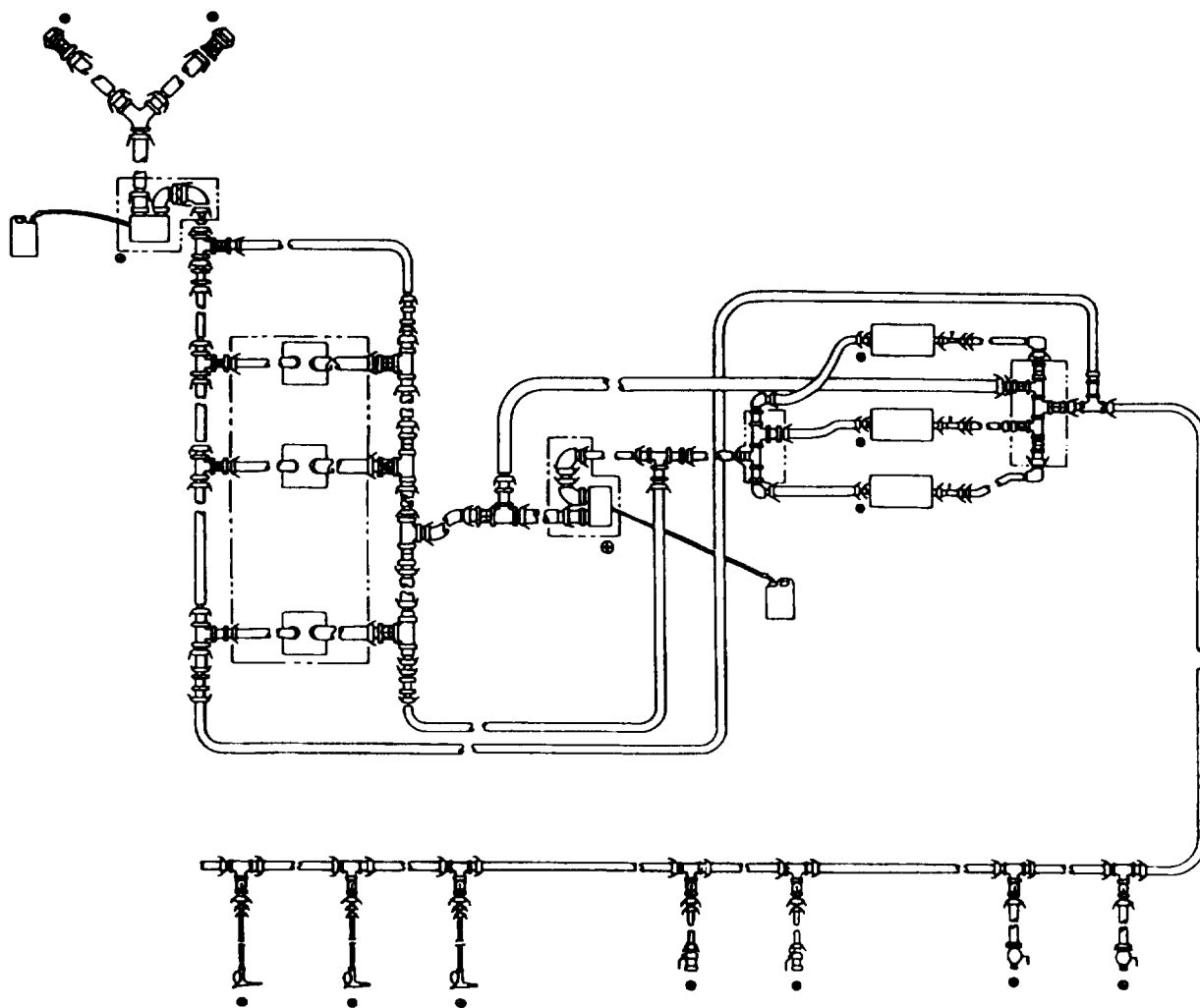


Figure 1. Module, Arctic Fuel System Supply Point (AFSSP)

SECTION II

TM 10-4930-241-23P

(1) ITEM NO	(2) SMR CODE	(3) NSN	(4) CAGEC	(5) PART NUMBER	(6) DESCRIPTION AND USABLE ON CODES (UOC)	(7) QTY
					GROUP 01 MODULE, ARCTIC FUEL SYSTEM SUPPLY POINT (AFSSP)	
					FIG. 1 MODULE, ARCTIC FUEL SYSTEM SUPPLY POINT (AFSSP)	
1	PEODD		97403	13228E1852	ARCTIC FUEL MODULE	2
END OF FIGURE						

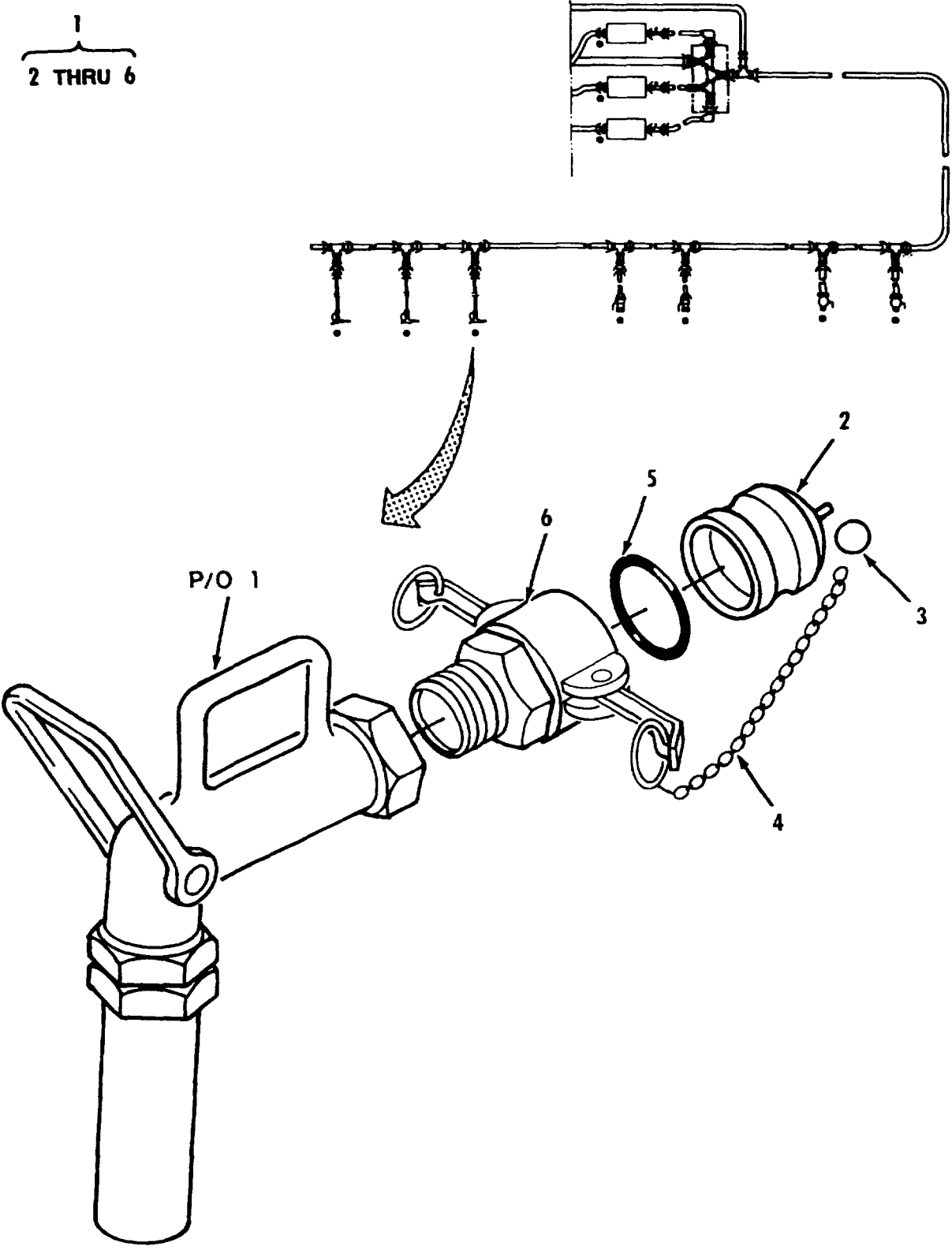


Figure 2. Arctic Nozzle, Fuel Oil Servicing

SECTION II

TM 10-4930-241-23P

(1) ITEM NO	(2) SMR CODE	(3) NSN	(4) CAGEC	(5) PART NUMBER	(6) DESCRIPTION AND USABLE ON CODES (UOC)	(7) QTY
					GROUP 01 MODULE, ARCTIC FUEL SYSTEM SUPPLY POINT (AFSSP)	
					FIG. 2 ARCTIC NOZZLE, FUEL OIL SERVICING	
1	PAOOO		97403	13228E1838	.NOZZLE, ARCTIC FUEL	3
2	PAOOZ	4730008235316	96906	MS27029-9	...PLUG, QUICK DISCONNE	1
3	XBOZZ	5340011778975	39428	90177A218	..HOLDER, KEY	1
4	MOOZZ		19099	CHAIN-19L	...CHAIN MAKE FROM P/N	1
					RRC271TYPE2CLASS3, (81349)	
5	PCOZZ		97403	13228E1768-5	..GASKET	1
6	PAOZZ	4730002031010	96906	MS27026-9	..COUPLING HALF, QUICK	1

END OF FIGURE

SECTION II

TM 10-4930-241-23P

(1) ITEM NO	(2) SMR CODE	(3) NSN	(4) CAGEC	(5) PART NUMBER	(6) DESCRIPTION AND USABLE ON CODES (UOC)	(7) QTY
					GROUP 01	MODULE, ARCTIC FUEL SYSTEM SUPPLY POINT (AFSSP)
					FIG. 3	1-1/2 IN. HOSE ASSY (25 FT)
1	PCOOO		81349	M53095-03C250	..HOSE ASSEMBLY.....	3
2	PAOOZ	4730008695246	96906	MS27028-9	..CAP, QUICK DISCONNEN REMOVE AND.....	1
					DISCARD STANDARD GASKET	
3	XBOZZ	5340011778975	39428	90177A218	...HOLDER, KEY	1
4	MOOZZ		19099	CHAIN-19L	...CHAIN MAKE FROM P/N	1
					RRC271TYPE2CLASS3, (81349) 19.....	
5	XBOZZ	5340011778975	39428	90177A218	..HOLDER, KEY.....	1
6	PCOZZ		97403	13228E1768-5	..GASKET	2
7	PAOOZ	4730008235316	96906	MS27029-9	..PLUG, QUICK DISCONNEN	1
8	XBOZZ	5340011778975	39428	90177A218	...HOLDER, KEY	1
9	MOOZZ		19099	CHAIN-19L	...CHAIN MAKE FROM P/N	1
					RRC271TYPE2CLASS3, (81349) 19	
10	MOOZZ		19099	STRAP .5-18 IN	..STRAPPING MAKE FROM P/N C204,	4
					(70847)	
11	PAOZZ	5340002447325	70847	C254	..SEAL, STRAPPING	4
12	PAOZZ	4730003600592	96906	MS27021-9	..COUPLING HALF, QUICK	1
13	PAOZZ	4730009481722	96906	MS27025-9	..COUPLING HALF, QUICK REMOVE AND.....	1
					DISCARD STANDARD GASKET	

END OF FIGURE

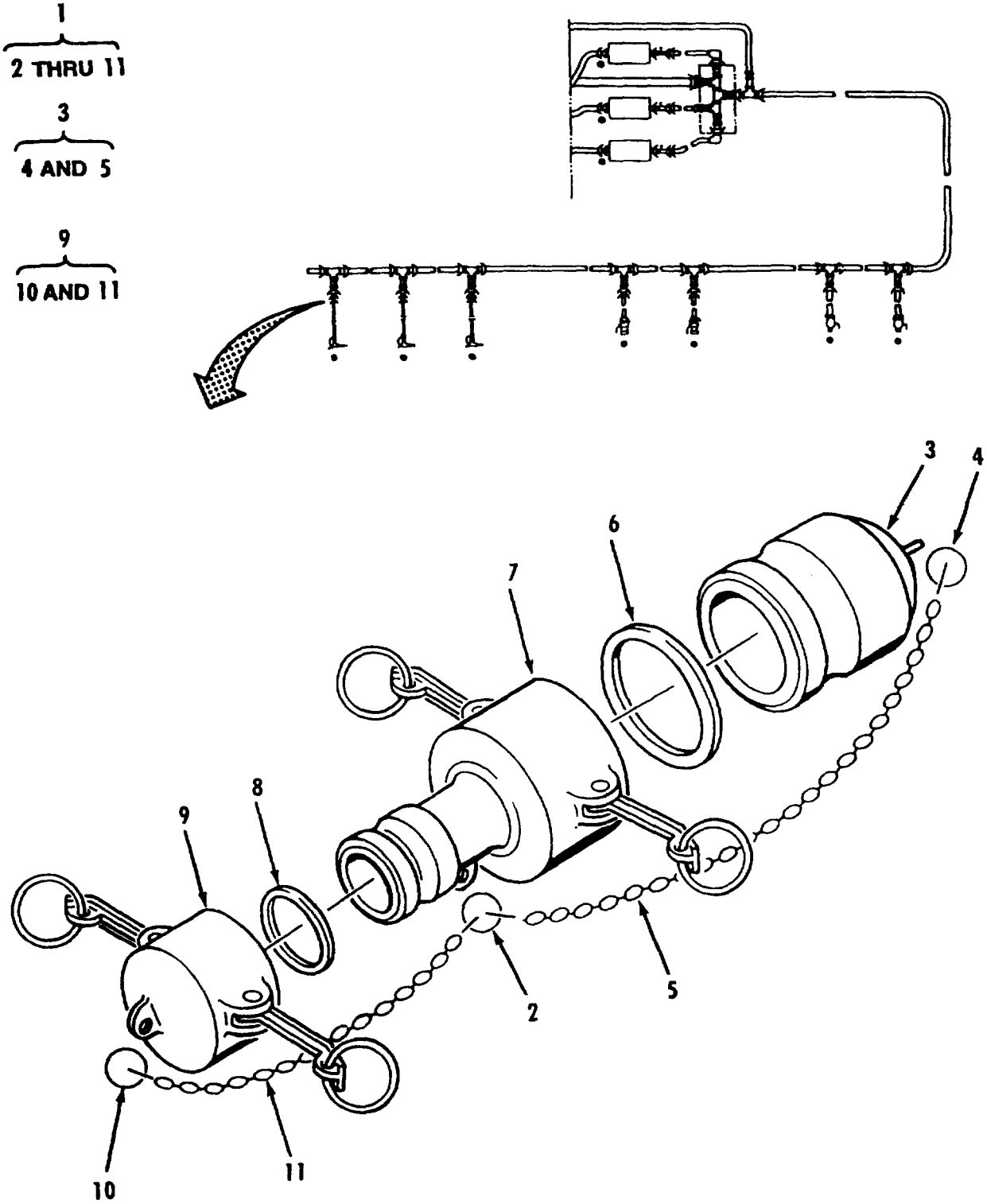


Figure 4. Reducer, 1.5 Inch Male by 2 Inch Female

SECTION II

TM 10-4930-241-23P

(1) ITEM NO	(2) SMR CODE	(3) NSN	(4) CAGEC	(5) PART NUMBER	(6) DESCRIPTION AND USABLE ON CODES (UOC)	(7) QTY
-------------------	--------------------	------------	--------------	-----------------------	--	------------

GROUP 01 MODULE, ARCTIC FUEL SYSTEM
SUPPLY POINT (AFSSP)

FIG. 4 REDUCER, 1.5 INCH MALE BY
2 INCH FEMALE

1	AOOOO		97403	13228E1836	.REDUCER, QUICK DISCO	3
2	XBOZZ	5340011778975	39428	90177A218	..HOLDER, KEY	1
3	PAOOZ	4730009155127	96906	MS27029-11	..PLUG, QUICK DISCONNE	1
4	XBOZZ	5340011778975	39428	90177A218	...HOLDER, KEY	1
5	MOOZZ		19099	CHAIN-19L	...CHAIN MAKE FROM P/N RRC271TYPE2CLASS3, (81349)	
6	PCOZZ	5330014132126	97403	13228E1768-6	..GASKET	1
7	PAOZZ	4730009513295	96906	MS49000-5	..REDUCER, QUICK DISCO REMOVE AND	1
					DISCARD STANDARD GASKET	
8	PCOZZ		97403	13228E1768-5	..GASKET	1
9	PAOOZ	4730008695246	96906	MS27028-9	..CAP, QUICK DISCONNED REMOVE AND	1
					DISCARD STANDARD GASKET	1
10	XBOZZ	5340011778975	39428	90177A218	...HOLDER, KEY	1
11	MOOZZ		19099	CHAIN-19L	...CHAIN MAKE FROM P/N	1
					RRC271TYPE2CLASS3, (81349)	

END OF FIGURE

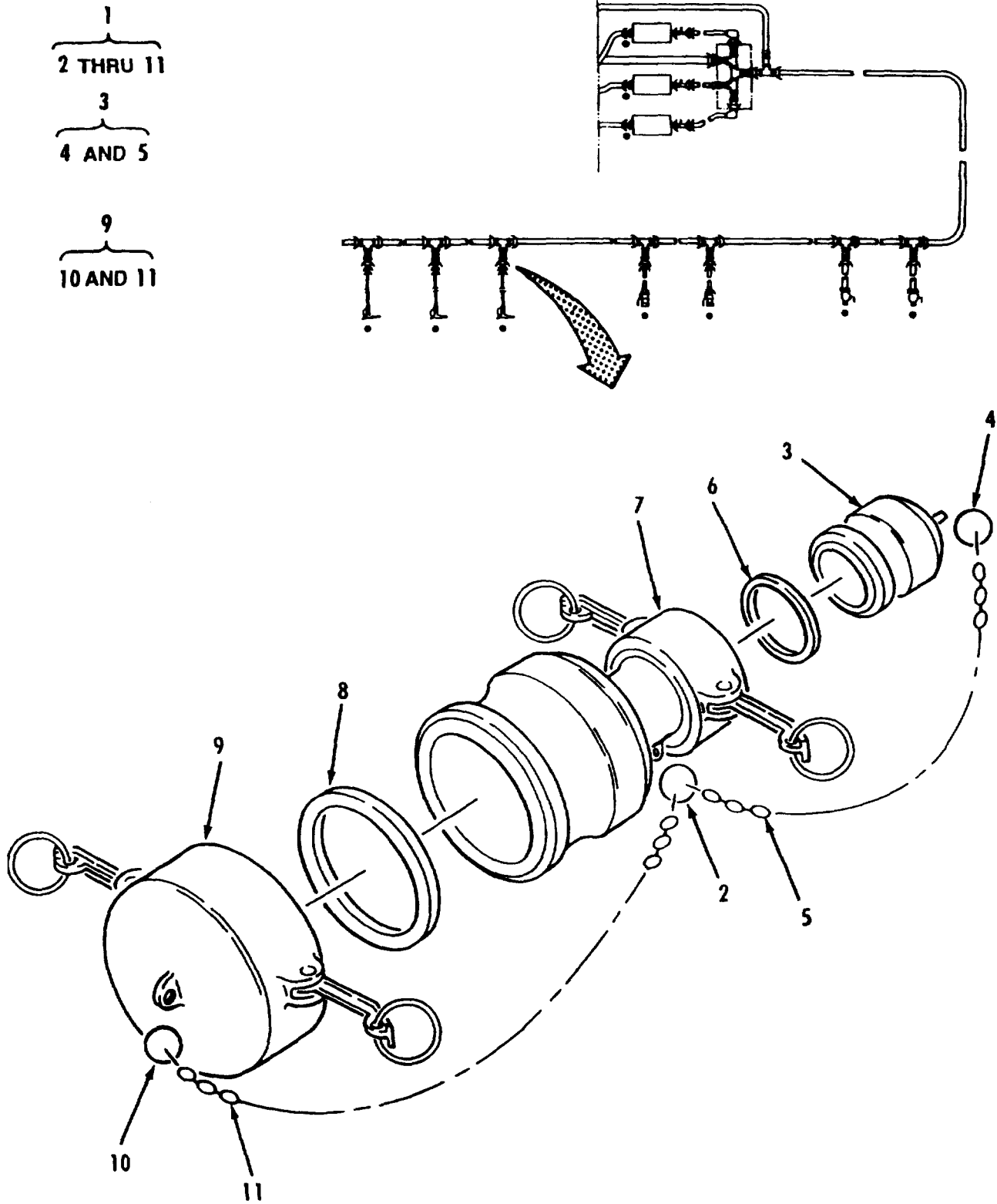


Figure 5. Reducer, 2 Inch Male by 4 Inch Female

SECTION II

TM 10-4930-241-23P

(1) ITEM NO	(2) SMR CODE	(3) NSN	(4) CAGEC	(5) PART NUMBER	(6) DESCRIPTION AND USABLE ON CODES (UOC)	(7) QTY
					GROUP 01	MODULE, ARCTIC FUEL SYSTEM SUPPLY POINT (AFSSP)
					FIG. 5	REDUCER, 2 INCH MALE BY 4 INCH FEMALE
1	AOOOO		97403	13228E1835	..REDUCER, QUICK DISCO	3
2	XBOZZ	5340011778975	39428	90177A218	..HOLDER, KEY	1
3	PAOOZ	4730006406188	96906	MS27029-17	..PLUG, QUICK DISCONNE	1
4	XBOZZ	5340011778975	39428	90177A218	..HOLDER, KEY	1
5	MOOZZ		19099	CHAIN-19L	...CHAIN MAKE FROM P/N	1
					RRC271TYPE2CLASS3, (81349)	1
6	PCOZZ		97403	13228E1768-9	..GASKET	1
7	PAOZZ	4730010640560	96906	MS49000-17	..REDUCER, QUICK DISCO REMOVE AND	1
					DISCARD STANDARD GASKET	1
8	PCOZZ	5330014132126	97403	13228E1768-6	..GASKET	1
9	PAOOZ	4730006499100	96906	MS27028-11	..CAP, QUICK DISCONNEC	1
10	XBOZZ	5340011778975	39428	90177A218	...HOLDER, KEY	1
11	MOOZZ		19099	CHAIN-19L	...CHAIN MAKE FROM P/N	1
					RRC2717YPE2CLASS3, (81349)	1

END OF FIGURE

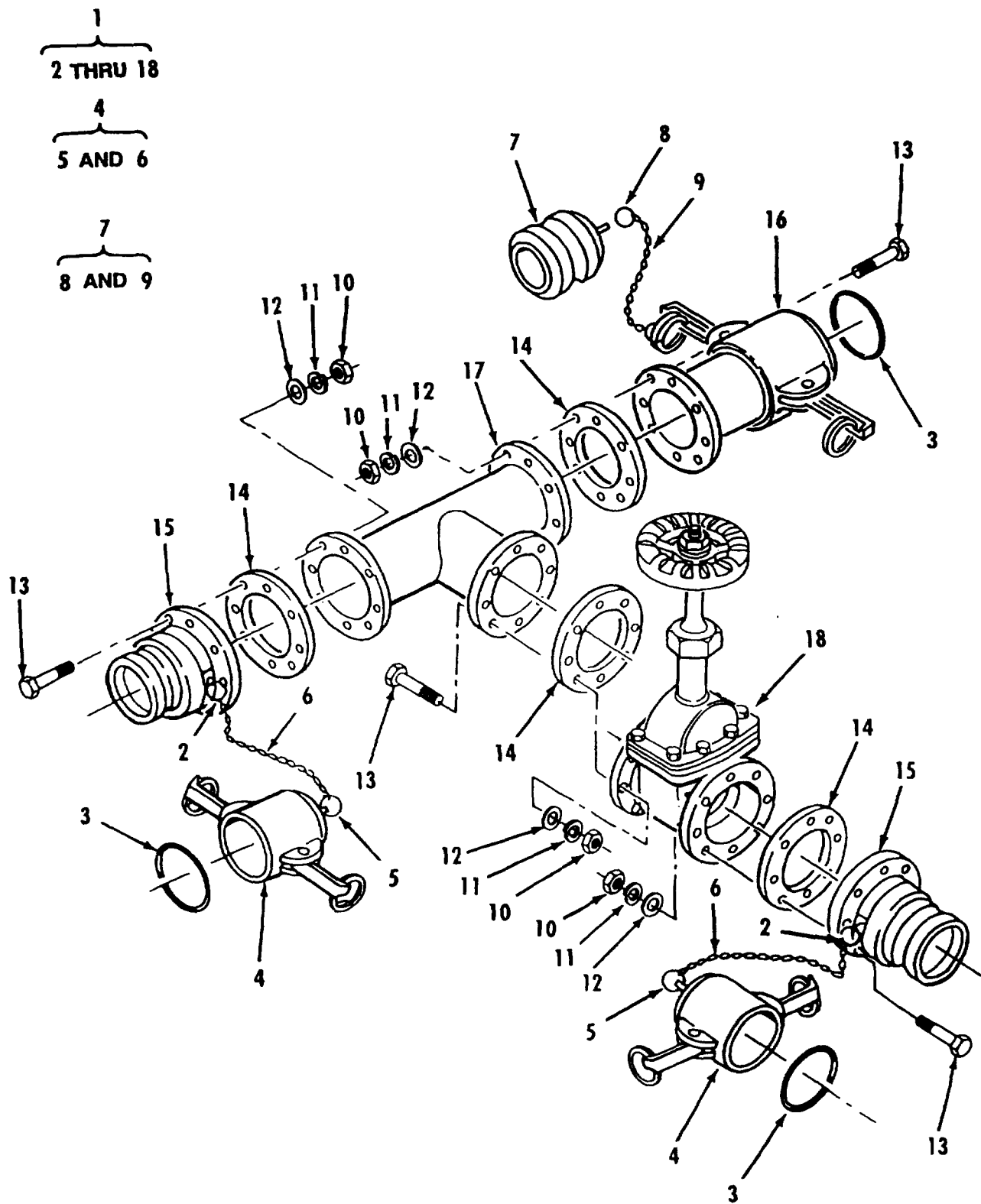


Figure 6. 4 Inch Fueling Manifold With One Valve

SECTION II

TM 10-4930-241-23P

(1) ITEM NO	(2) SMR CODE	(3) NSN	(4) CAGEC	(5) PART NUMBER	(6) DESCRIPTION AND USABLE ON CODES (UOC)	(7) QTY
					GROUP 01	MODULE, ARCTIC FUEL SYSTEM SUPPLY POINT (AFSSP)
					FIG. 6	4 INCH FUELING MANIFOLD WITH ONE VALVE
1	AOOOO		97403	13228E1832	..MANIFOLD, FUELING	3
2	XBOZZ	5340011778975	39428	90177A218	..HOLDER, KEY	2
3	PCOZZ		97403	13228E1768-9	..GASKET	3
4	PAOOZ	4730006406156	96906	MS27028-17	..CAP, QUICK DISCONNec REMOVE AND DISCARD STANDARD GASKET	2
5	XBOZZ	5340011778975	39428	90177A218	...HOLDER, KEY	2
6	MOOZZ		19099	CHAIN-19L	...CHAIN MAKE FROM P/N	1
7	PAOOZ	4730006406188	96906	MS27029-17	RRC271TYPE2CLASS3, (81349)	1
8	XBOZZ	5340011778975	39428	90177A218	..PLUG, QUICK DISCONNec	1
9	MOOZZ		19099	CHAIN-19L	...HOLDER, KEY	1
10	PAOZZ	5310000563395	96906	MS27029-17	...CHAIN MAKE FROM P/N	1
11	PAOZZ		96906	MS35649-2382	RRC271TYPE2CLASS3, (81349)	32
12	PAOZZ		96906	MS35338-46	..NUT, PLAIN, HEXAGON	32
13	PAOZZ	5310012805796	96906	MS27183-57	..WASHER, LOCK	32
14	PAOZZ	5305007252317	80204	B1821BH038C150N	..WASHER, FLAT	32
15	PCOZZ		97403	13228E1827-4	..SCREW, CAP, HEXAGON H	32
16	PAOZZ	4730008405347	96906	MS27023-17	..GASKET, FLANGE, ARCTI	4
17	PAOZZ	4730008405348	96906	MS27027-17	..COUPLING HALF, QUICK	2
18	XBOZZ		41592	735T-0200MTAC	..COUPLING HALF, QUICK	1
19	PAOZZ		41592	235RF-0200 AVAC	..TEE, FLANGE	1
20	PAOZZ		41592	235RF-0200 AVAC	..VALVE, GATE	1

END OF FIGURE

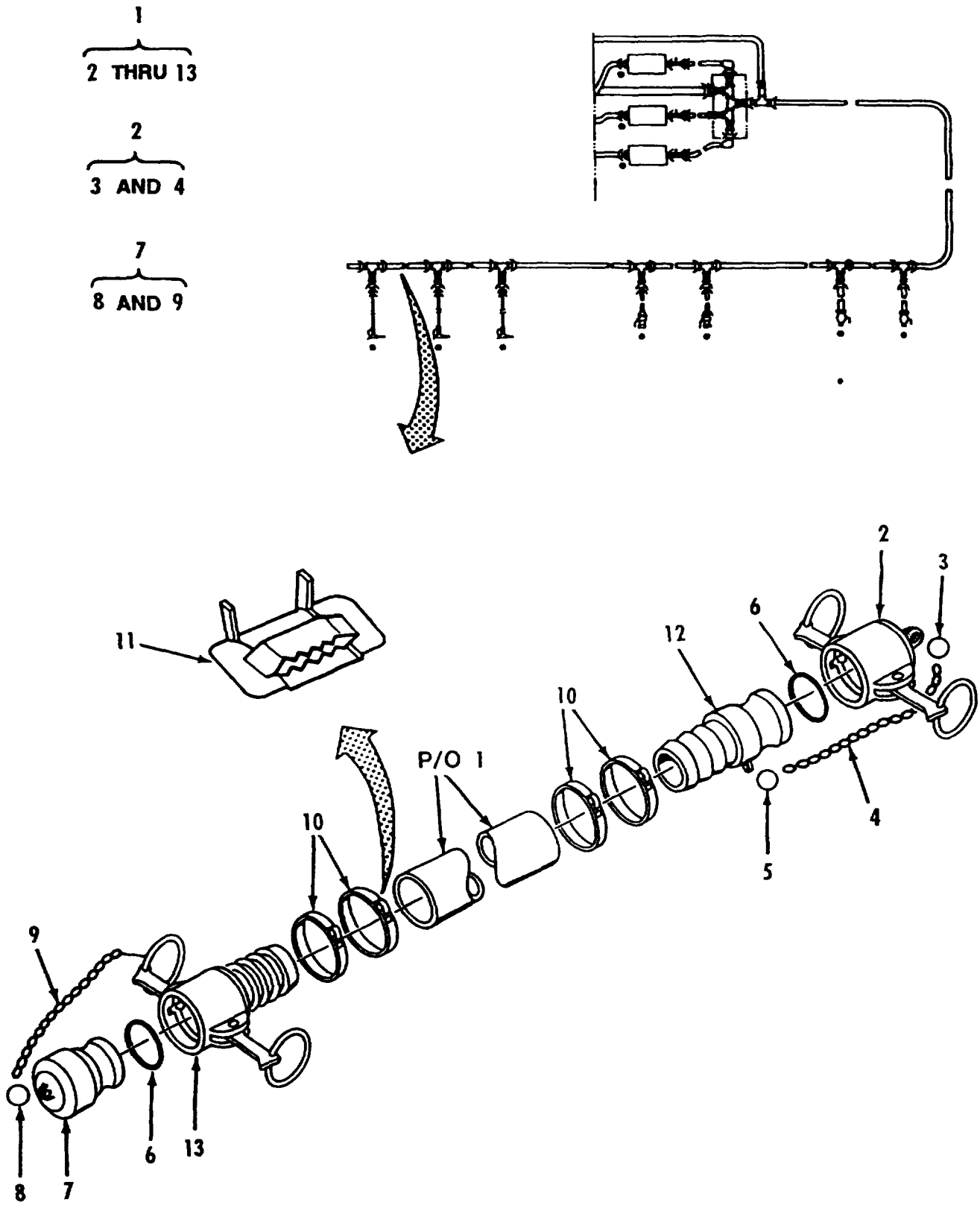


Figure 7. 4 Inch Hose Assembly (25 Ft)

SECTION II

TM 10-4930-241-23P

(1) ITEM NO	(2) SMR CODE	(3) NSN	(4) CAGEC	(5) PART NUMBER	(6) DESCRIPTION AND USABLE ON CODES (UOC)	(7) QTY
					GROUP 01	MODULE, ARCTIC FUEL SYSTEM SUPPLY POINT (AFSSP)
					FIG. 7 4	INCH HOSE ASSEMBLY (25 FT)
1	PCOOO		81349	M53095-03G250	.HOSE ASSEMBLY	31
2	PAOOZ	4730006406156	96906	MS27028-17	..CAP, QUICK DISCONNEC	1
3	XBOZZ	5340011778975	39428	90177A218	...HOLDER, KEY	1
4	MOOZZ		19099	CHAIN-19L	..CHAIN MAKE FROM P/N	1
					RRC271TYPE2CLASS3, (81349)	
5	XBOZZ	5340011778975	39428	90177A218	..HOLDER, KEY	1
6	PCOZZ		97403	13228E1768-9	..GASKET	2
7	PAOOZ	4730006406188	96906	MS27029-17	..PLUG, QUICK DISCONN	1
8	XBOZZ	5340011778975	39428	90177A218	...HOLDER, KEY	1
9	MOOZZ		19099	CHAIN-19L	...CHAIN MAKE FROM P/N	1
					RRC271TYPE2CLASS3, (81349)	
10	MOOZZ		19099	STRAP .75-32 IN	..STRAPPING MAKE FROM P/N C206,	4
					CUT TO LENGTH	
11	PAOZZ	5340002447327	70847	C256	..SEAL, STRAPPING	4
12	PAOZZ	4730006497388	96906	MS27021-17	..COUPLING HALF, QUICK	1
13	PAOZZ	4730012359769	96906	MS27025-17	..COUPLING HALF, QUICK	1

END OF FIGURE

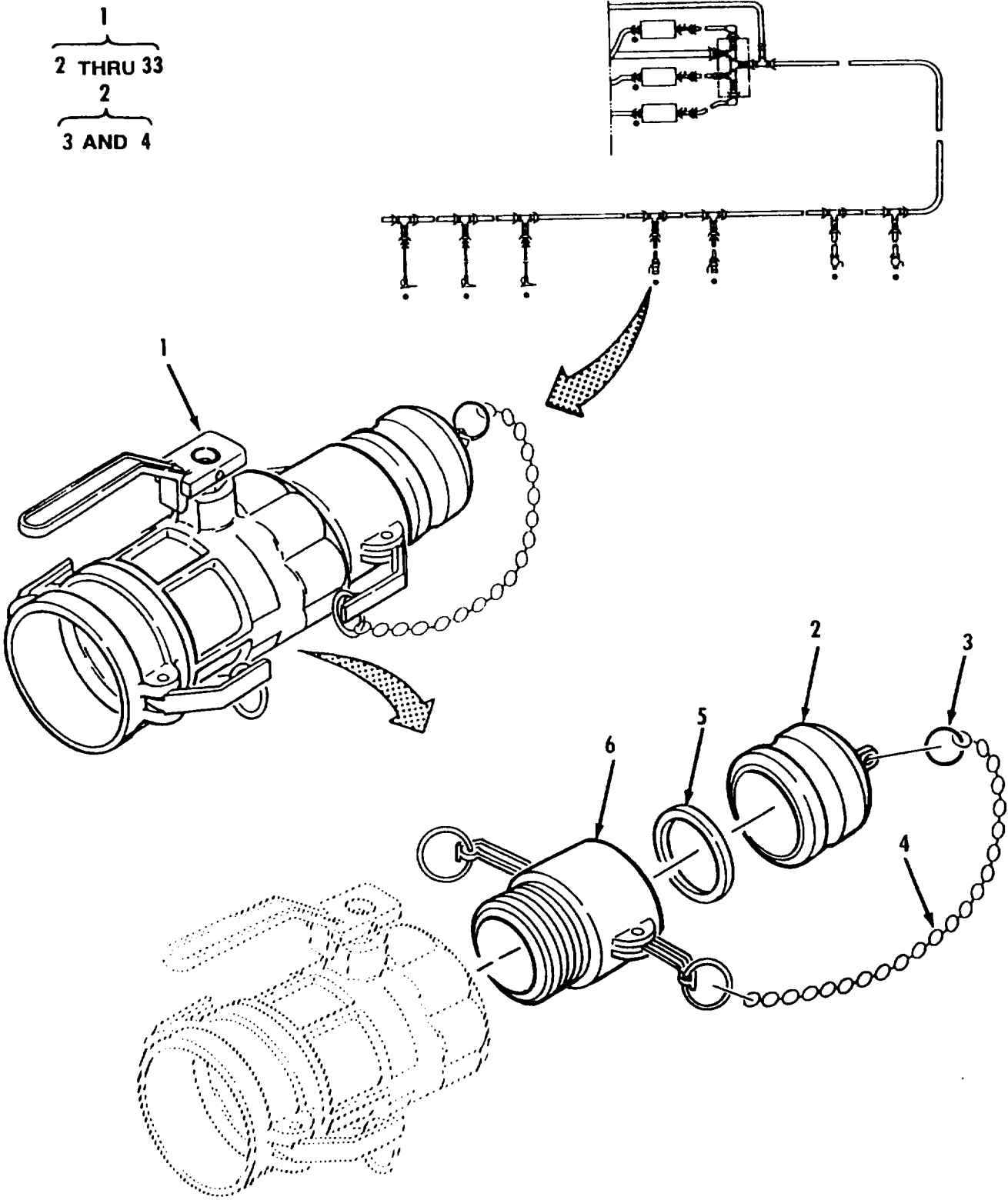


Figure 8. Coupler, Tank to Hose 3 Inch Female (Sheet 1 of 2)

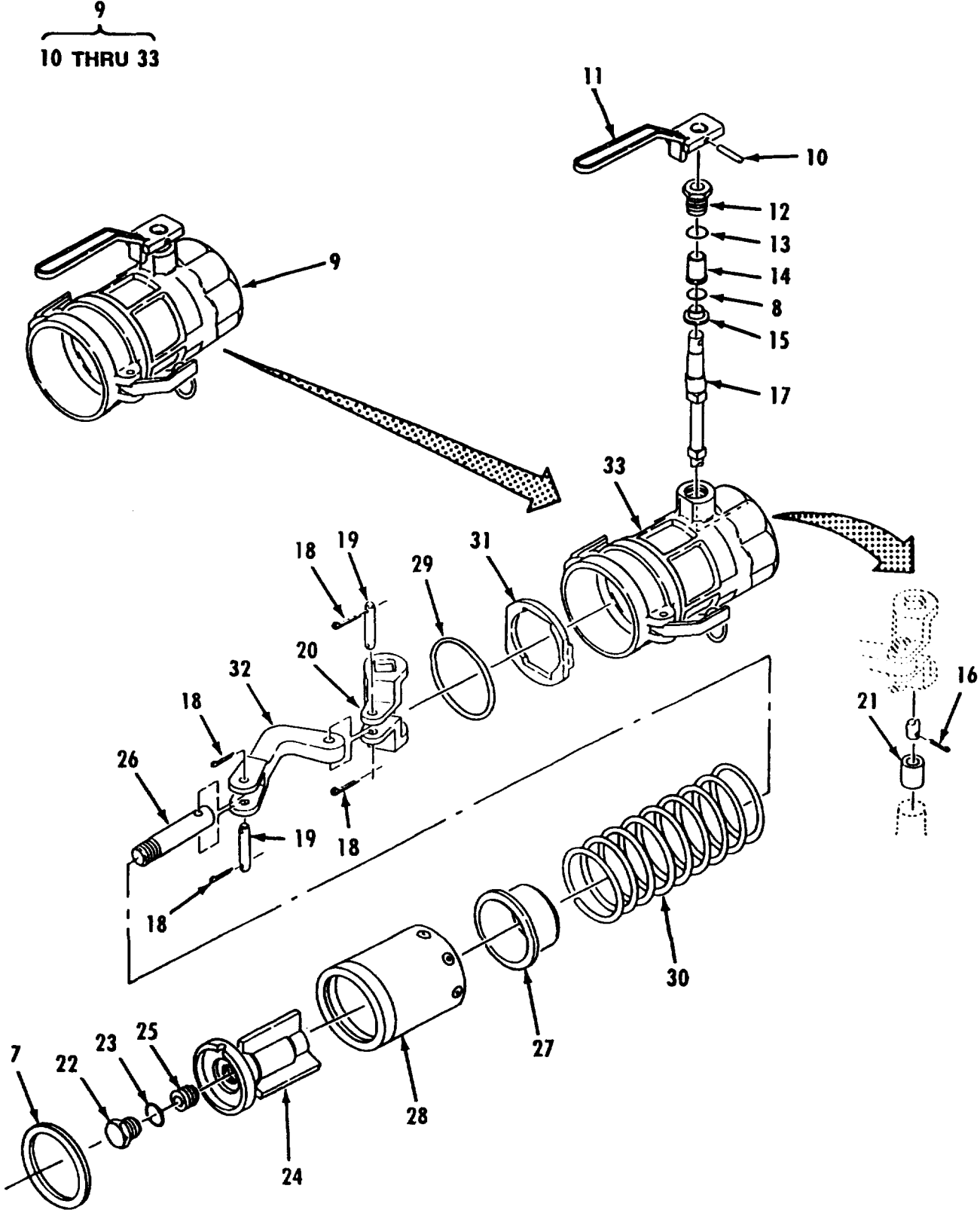


Figure 8. Coupler, Tank to Hose 3 Inch Female (Sheet 2 of 2)

SECTION II

TM 10-4930-241-23P

(1) ITEM NO	(2) SMR CODE	(3) NSN	(4) CAGEC	(5) PART NUMBER	(6) DESCRIPTION AND USABLE ON CODES (UOC)	(7) QTY
					GROUP 01	MODULE, ARCTIC FUEL SYSTEM SUPPLY POINT (AFSSP)
					FIG. 8	COUPLER, TANK TO HOSE 3 INCH FEMALE
1	AOOOO	97403		13228E1834	..COUPLER, TANK MODIFIED FOR ARTIC USE BY REMOVING GASKET AND CAMSHAFT PREFORMED PACKING AND REPLACE WITH ITEMS 7 AND 8	2
2	PAOOZ	4730009290790	96906	MS27029-15	..PLUG, QUICK DISCONN	1
3	XBOZZ	5340011778975	39428	90177A218	..HOLDER, KEY	1
4	MOOZZ		19099	CHAIN-19L	..CHAIN MAKE FROM P/N	1
5	PCOZZ	5330013988739	97403	13228E1768-8	..GASKET	1
6	PAOZZ	4730008734551	96906	MS27026-15	..COUPLING HALF, QUICK	1
7	PCOZZ		97403	13228E1768-9	..GASKET	1
8	PCOZZ		81349	M25988/1-210	..PACKING, PREFORMED	1
9	XBOOO		9H113	9H1131711-D-3	..COUPLING HALF, QUICK	1
10	XBOZZ		9H113	H-20141-M	..PIN, GROOVE	1
11	XBOZZ		9H113	C-10114-D1	..LEVER, MANUAL CONTRO	1
12	XBOZZ		9H113	H-10347-RA	..BOX, STUFFING	1
13	XBOZZ		9H113	H-10459-M	..SEAL, STUFFING BOX	1
14	XBOZZ		9H113	H5120M	..BUSHING	1
15	XBOZZ		9H113	H-20005-M	..RETAINER, SHAFT	1
16	XBOZZ		9H113	H11686M	..PIN, COTTER	1
17	XBOZZ		9H113	H-20343-RE	..SHAFT, CAM	1
18	XBOZZ		9H113	H-4981-M	..PIN, COTTER	4
19	XBOZZ		9H113	H5675RE	..PIN	2
20	XBOZZ		9H113	H5070EW	..YOKE	1
21	XBOZZ		9H113	H4435M	..BUSHING	1
22	XBOZZ		9H113	H20577RA	..SCREW	1
23	XBOZZ		9H113	H6414M	..SEAL	1
24	XBOZZ		9H113	H20578RA	..POPPER.....	1
25	XBOZZ		9H113	H4612M	..SETSCREW	1
26	XBOZZ		9H113	H-5072-RE	..STEM	1
27	XBOZZ		9H113	C1173M	..GUIDE, POPPER	1
28	XBOZZ		9H113	H4619	..SEAL CYL BTN ASSY	1
29	XBOZZ		9H113	H5152M	..SEAL	1
30	XBOZZ		9H113	H10392M	..SPRING.....	1
31	XBOZZ		9H113	H-5030-M	..WASHER	1
32	XBOZZ		9H113	H5069EW	..LINK	1
33	XBOZZ		9H113	E104A	..BODY	1

END OF FIGURE

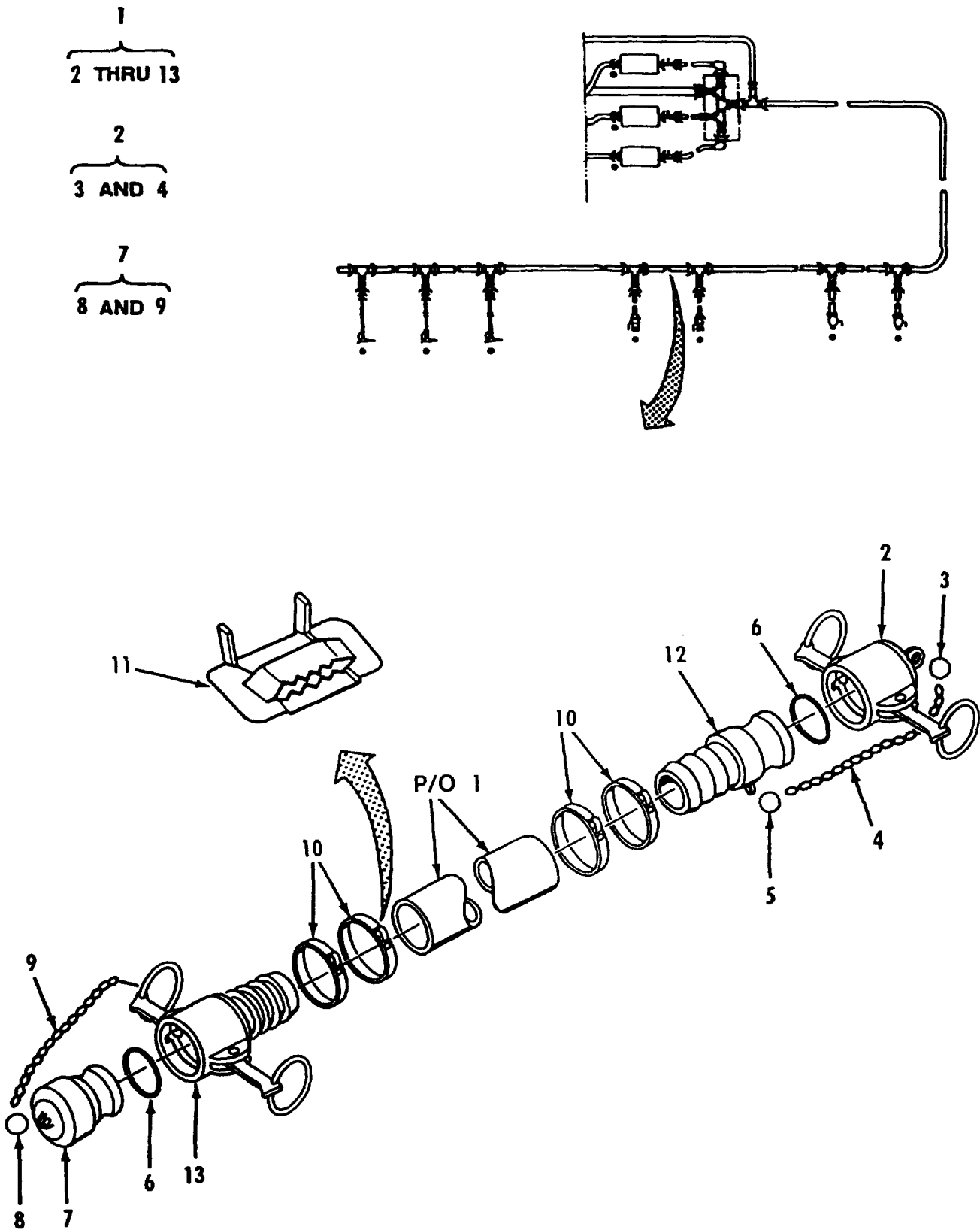


Figure 9. 4 Inch Hose Assy (50 Foot)

SECTION II

TM 10-4930-241-23P

(1) ITEM NO	(2) SMR CODE	(3) NSN	(4) CAGEC	(5) PART NUMBER	(6) DESCRIPTION AND USABLE ON CODES (UOC)	(7) QTY
					GROUP 01	MODULE, ARCTIC FUEL SYSTEM SUPPLY POINT (AFSSP)
					FIG. 9	4 INCH HOSE ASSY (50 FOOT)
1	PCOOO		81349	M53095-03G500	.HOSE ASSEMBLY.....	11
2	PAOOZ	4730006406156	96906	MS27028-17	..CAP, QUICK DISCONNec REMOVE AND.....	1
3	XBOZZ	5340011778975	39428	90177A218	...HOLDER, KEY	2
4	MOOZZ		19099	CHAIN-19L	... CHAIN MAKE FROM P/N	1
5	XBOZZ	5340011778975	39428	90177A218	RRC271TYPE2CLASS3, (81349)	1
6	PCOZZ		97403	13228E1768-9	..HOLDER, KEY	2
7	PAOOZ	4730006406188	96906	MS27029-17	..PLUG, QUICK DISCONNec	1
8	XBOZZ	5340011778975	39428	90177A218	...HOLDER, KEY	1
9	MOOZZ		19099	CHAIN-19L	...CHAIN MAKE FROM P/N	1
10	MOOZZ		19099	STRAP .75-32 IN	RRC271TYPE2CLASS3, (81349)	4
11	PAOZZ	5340002447327	70847	C256	..STRAPPING MAKE FROM P/N C206, (70847)	4
12	XBOZZ	4730006497388	96906	MS27021-17	..SEAL, STRAPPING	1
13	XBOZZ	4730012359769	96906	MS27025-17	..COUPLING HALF, QUICK	1
					..COUPLING HALF, QUICK REMOVE AND.....	1
					DISCARD STANDARD GASKET.....	

END OF FIGURE

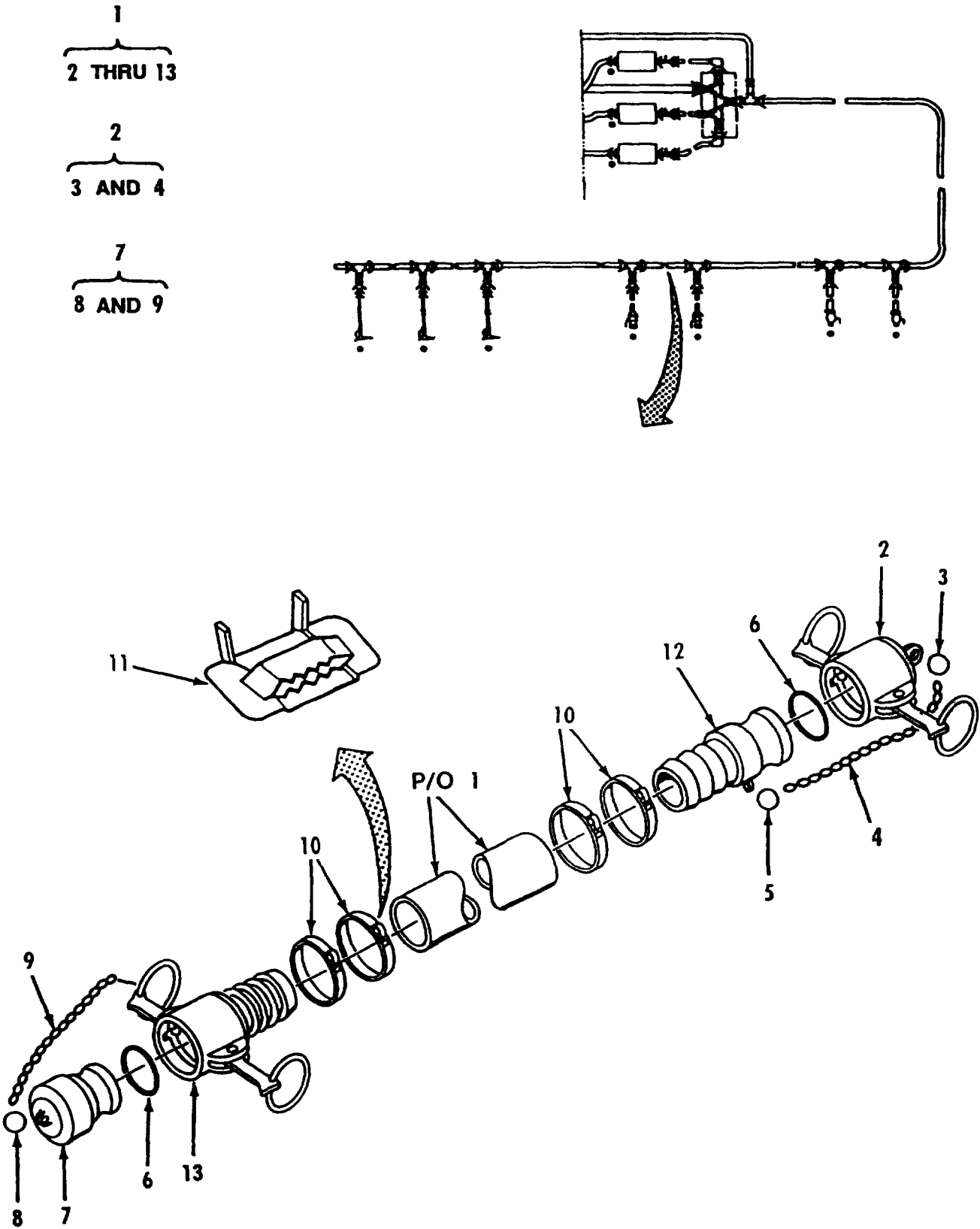


Figure 10. 3 Inch Hose Assy (25 Foot)

SECTION II

TM 10-4930-241-23P

(1) ITEM NO	(2) SMR CODE	(3) NSN	(4) CAGEC	(5) PART NUMBER	(6) DESCRIPTION AND USABLE ON CODES (UOC)	(7) QTY
					GROUP 01	MODULE, ARCTIC FUEL SYSTEM SUPPLY POINT (AFSSP)
					FIG. 10	3 INCH HOSE ASSY (25 FOOT)
1	PCOOO		81349	M53095-03F250	.HOSE ASSEMBLY	2
2	PAOOZ	4730009290787	96906	MS27028-15	..CAP, QUICK DISCONNec REMOVE AND..... DISCARD STANDARD GASKET.....	1
3	XBOZZ	5340011778975	39428	90177A218	...HOLDER, KEY	1
4	MOOZZ		19099	CHAIN-19L	...CHAIN MAKE FROM P/N	1
					RRC271TYPE2CLASS3, (81349)	
5	XBOZZ	5340011778975	39428	90177A218	..HOLDER, KEY	2
6	PCOZZ	5330013988739	97403	13228E1768-8	..GASKET	2
7	PAOOZ	4730009290790	96906	MS27029-15	..PLUG, QUICK DISCONNec	1
8	XBOZZ	5340011778975	39428	90177A218	...HOLDER, KEY	1
9	MOOZZ		19099	CHAIN-19L	...CHAIN MAKE FROM P/N	1
					RRC271TYPE2CLASS3, (81349)	
10	MOOZZ		19099	STRAP .75-25 IN	..STRAPPING MAKE FROM P/N C206,	4
					(70847)	
11	PAOZZ	5340002447327	70847	C256	..SEAL, STRAPPING	4
12	XBOZZ	4730008734535	96906	MS27021-15	..COUPLING HALF, QUICK	1
13	XBOZZ		96906	MS27025-15	..COUPLING HALF, QUICK REMOVE AND..... DISCARD STANDARD GASKET.....	1

END OF FIGURE

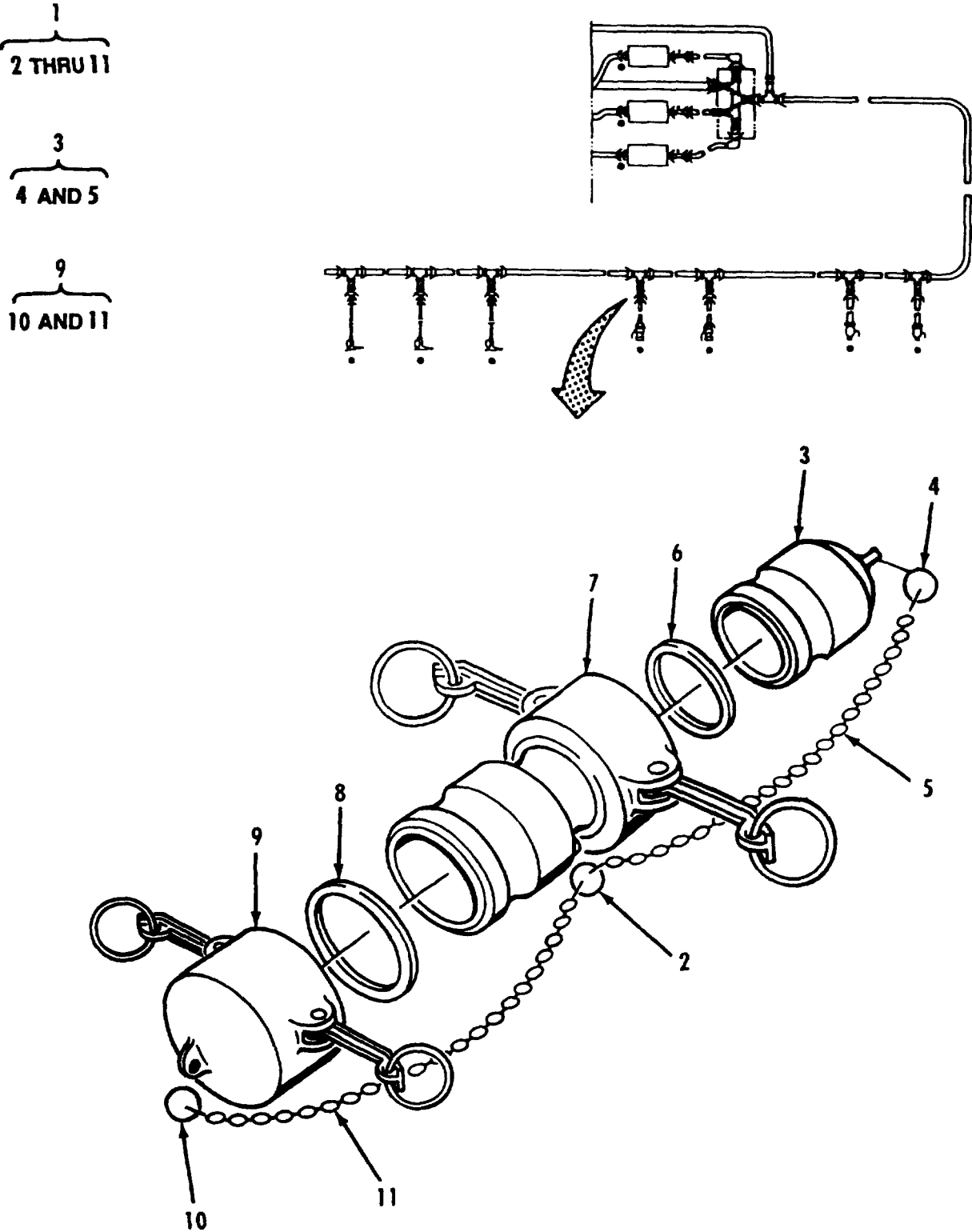


Figure 11. Reducer, 3 Inch Male by 4 Inch Female

SECTION II

TM 10-4930-241-23P

(1) ITEM NO	(2) SMR CODE	(3) NSN	(4) CAGEC	(5) PART NUMBER	(6) DESCRIPTION AND USABLE ON CODES (UOC)	(7) QTY
					GROUP 01	MODULE, ARCTIC FUEL SYSTEM SUPPLY POINT (AFSSP)
					FIG. 11	REDUCER, 3 INCH MALE BY 4 INCH FEMALE
1	AOOOO		97403	13228E1833	..REDUCER, QUICK DISCO	5
2	XBOZZ	5340011778975	39428	90177A218	..HOLDER, KEY	1
3	PAOOZ	4730006406188	96906	MS27029-17	..PLUG, QUICK DISCONNE	1
4	XBOZZ	5340011778975	39428	90177A218	...HOLDER, KEY	1
5	MOOZZ		19099	CHAIN-19L	...CHAIN MAKE FROM P/N	1
					RRC271TYPE2CLASS3, (81349)	
6	PCOZZ		97403	13228E1768-9	..GASKET	1
7	PAOZZ	4730009513293	96906	MS49000-1	..REDUCER, QUICK DISCO REMOVE AND	1
					DISCARD STANDARD GASKET.....	
8	PCOZZ	5330013988739	97403	13228E1768-8	..GASKET	1
9	PAOOZ	4730009290787	96906	MS27028-15	..CAP, QUICK DISCONNEC REMOVE AND.....	1
					DISCARD STANDARD GASKET.....	
10	XBOZZ	5340011778975	39428	90177A218	...HOLDER, KEY.....	1
11	MOOZZ		19099	CHAIN-19L	... CHAIN MAKE FROM P/N	1
					RRC271TYPE2CLASS3, (81349)	

END OF FIGURE

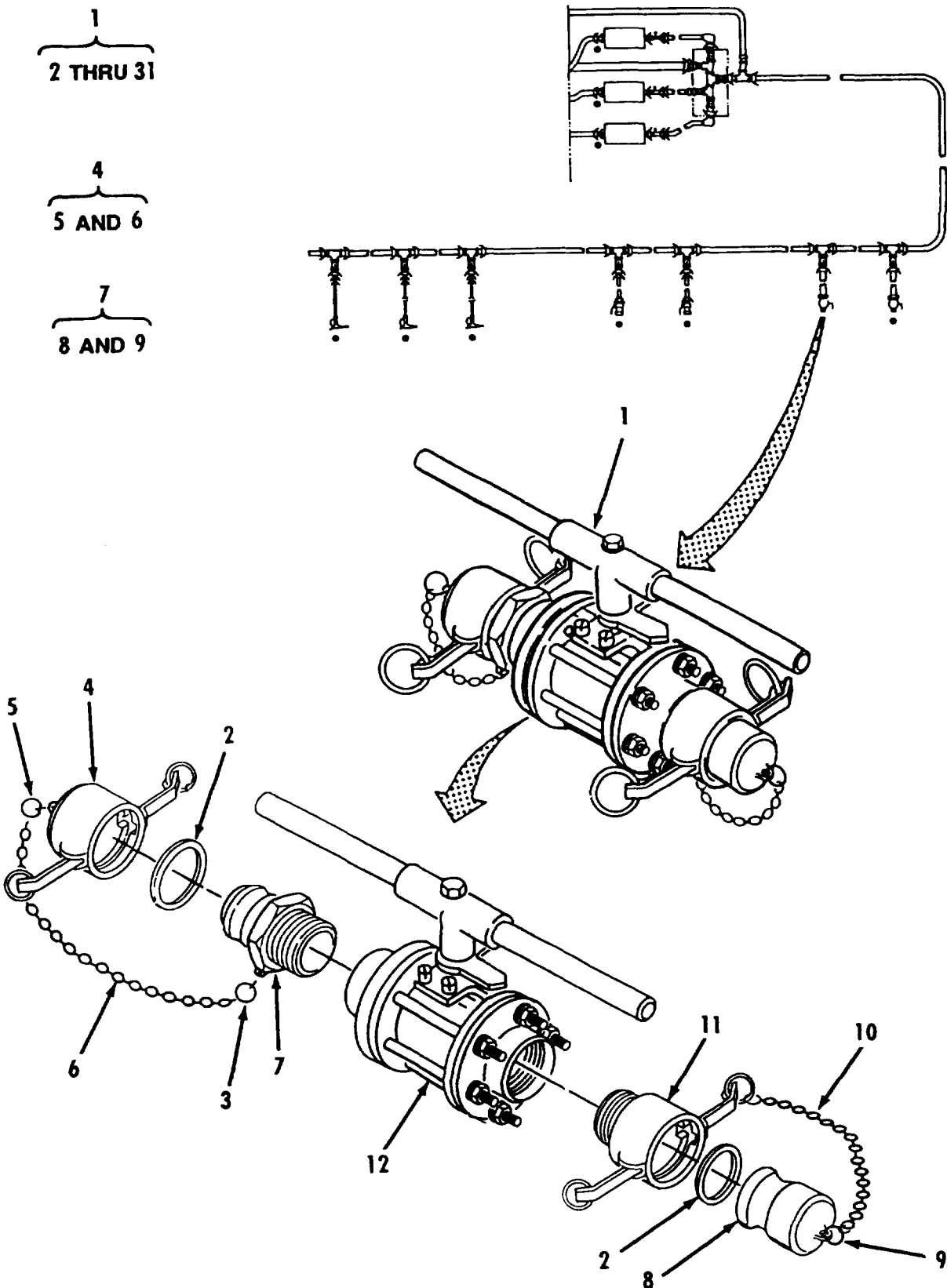


Figure 12. 4 Inch Ball Valve Assembly (Sheet 1 of 2)

12
13 THRU 31

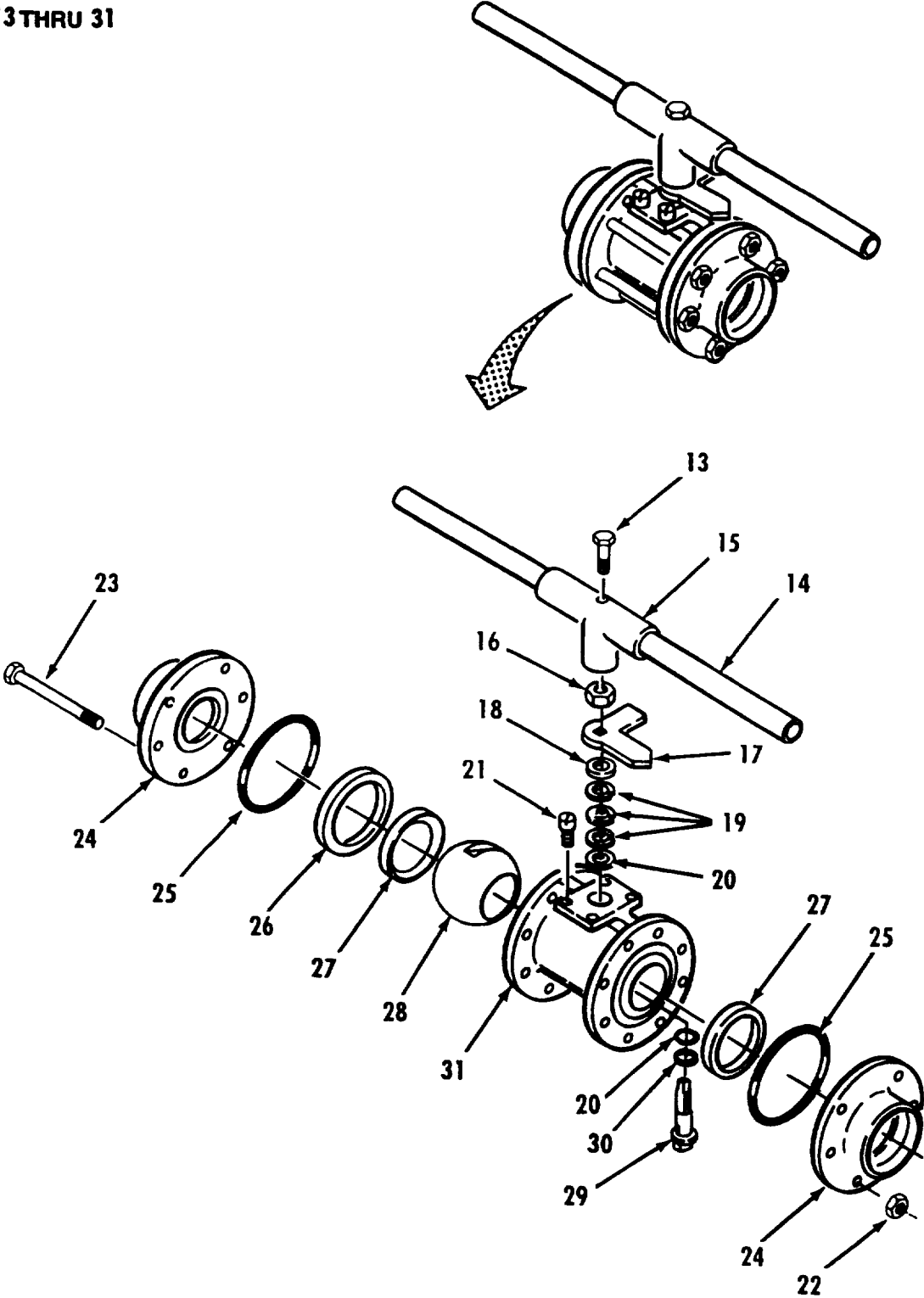


Figure 12. 4 Inch Ball Valve Assembly (Sheet 2 of 2)

SECTION II

TM 10-4930-241-23P

(1) ITEM NO	(2) SMR CODE	(3) NSN	(4) CAGEC	(5) PART NUMBER	(6) DESCRIPTION AND USABLE ON CODES (UOC)	(7) QTY
					GROUP 01 MODULE, ARCTIC FUEL SYSTEM SUPPLY POINT (AFSSP)	
					FIG. 12 4 INCH BALL VALVE ASSEMBLY	
1	ADOOO		97403	13228E1814	..VALVE ASSEMBLY, BALL	2
2	PCOZZ		97403	13228E1768-9	..GASKET	2
3	XBOZZ	5340011778975	39428	90177A218	..HOLDER, KEY	1
4	PAOOZ	4730006406156	96906	MS27028-17	..CAP, QUICK DISCONNEN REMOVE AND..... DISCARD STANDARD GASKET	1
5	XBOZZ	5340011778975	39428	90177A218	...HOLDER, KEY	1
6	MOOZZ		19099	CHAIN-19L	...CHAIN MAKE FROM P/N	1
7	PAOOZ	4730008400797	96906	MS27022-17	RRC271TYPE2CLASS3, (81349)	1
8	PAOOZ	4730006406188	96906	MS27029-17	..COUPLING HALF, QUICK.....	1
9	XBOZZ	5340011778975	39428	90177A218	..PLUG, QUICK DISCONNEN	1
10	MOOZZ		19099	CHAIN-19L	...HOLDER, KEY..... ...CHAIN MAKE FROM P/N	1
11	PAOZZ	4730006499118	96906	MS27026-17	RRC271TYPE2CLASS3, (81349)	1
12	XBOOO		98991	4-4566TSER2	..COUPLING HALF, QUICK	1
13	XBOZZ		98991	4-4566TSER2 HAND	..VALVE, BALL	1
14	XBOZZ		98991	4-4566TSER2 WREN	...BOLT, HEXAGON HEAD	1
15	XBOZZ		98991	4-4566TSER2 WREN	LE BOLT	1
16	XBOZZ		98991	4-4566TSER2 WREN	...WRENCH, EXTENSION	1
17	XBOZZ		98991	4-4566TSER2 WREN	CH EXT	1
18	XBOZZ		98991	4-4566TSER2 WREN	...WRENCH, BLOCK	1
19	XBOZZ		98991	4-4566TSER2 WREN	CH BLOCK	1
20	XBOZZ		98991	4-4566TSER2 WREN	...NUT, RETAINING	1
21	XBOZZ		98991	4-4566TSER2 WREN	INING NUT	1
22	XBOZZ		98991	4-4566TSER2 WREN	...STOP.....	1
23	XBOZZ		98991	4-4566TSER2 WREN	...FOLLOWER	1
24	XBOZZ		98991	4-4566TSER2 WREN	OWER	1
25	XBOZZ		98991	4-4566TSER2 WREN	...SEAL, STEM PART OF KIT P/N 4RK45T.	3
26	XBOZZ		98991	4-4566TSER2 WREN	SEAL	2
27	XBOZZ		98991	4-4566TSER2 WREN	...WASHER, CENTERING	2
28	XBOZZ		98991	4-4566TSER2 WREN	ER	1
29	XBOZZ		98991	4-4566TSER2 WREN	...SCREW, STOP	1
30	XBOZZ		98991	4-4566TSER2 WREN	SCREW	1
31	XBOZZ		98991	4-4566TSER2 WREN	...NUT, BODY	8
32	XBOZZ		98991	4-4566TSER2 WREN	NUT	8
33	XBOZZ		98991	4-4566TSER2 WREN	...BOLT, BODY	8
34	XBOZZ		98991	4-4566TSER2 WREN	BOLT	2
35	XBOZZ		98991	4-4566TSER2 WREN	...PIPE END	2
36	XBOZZ		98991	4-4566TSER2 WREN	END	2
37	XBOZZ		98991	4-4566TSER2 WREN	...SEAL, BODY PART OF KIT P/N 4RK45T.	2
38	XBOZZ		98991	4-4566TSER2 WREN	SEAL	1
39	XBOZZ		98991	4-4566TSER2 WREN	...RETAINER, SEAL.....	1
40	XBOZZ		98991	4-4566TSER2 WREN	RETAINER	1
41	XBOZZ		98991	4-4566TSER2 WREN	...SEAT PART OF KIT P/N 4RK45T	2
42	XBOZZ		98991	4-4566TSER2 WREN	...SEAT PART OF KIT P/N 4RK45T	2
43	XBOZZ		98991	4-4566TSER2 WREN	...BALL	1
44	XBOZZ		98991	4-4566TSER2 WREN	...STEM	1
45	XBOZZ		98991	4-4566TSER2 WREN	...STEM	1
46	XBOZZ		98991	4-4566TSER2 WREN	...BEARING, THRUST PART OF KIT P/N.....	1

SECTION II

TM 10-4930-241-23P

(1) ITEM NO	(2) SMR CODE	(3) NSN	(4) CAGEC	(5) PART NUMBER	(6) DESCRIPTION AND USABLE ON CODES (UOC)	(7) QTY
-------------------	--------------------	------------	--------------	-----------------------	--	------------

31	XBOZZ		98991	ST BEARING 4-4566TSER2 BODY	4RK45T..... ...BODY	1
----	-------	--	-------	--------------------------------	------------------------------	---

END OF FIGURE

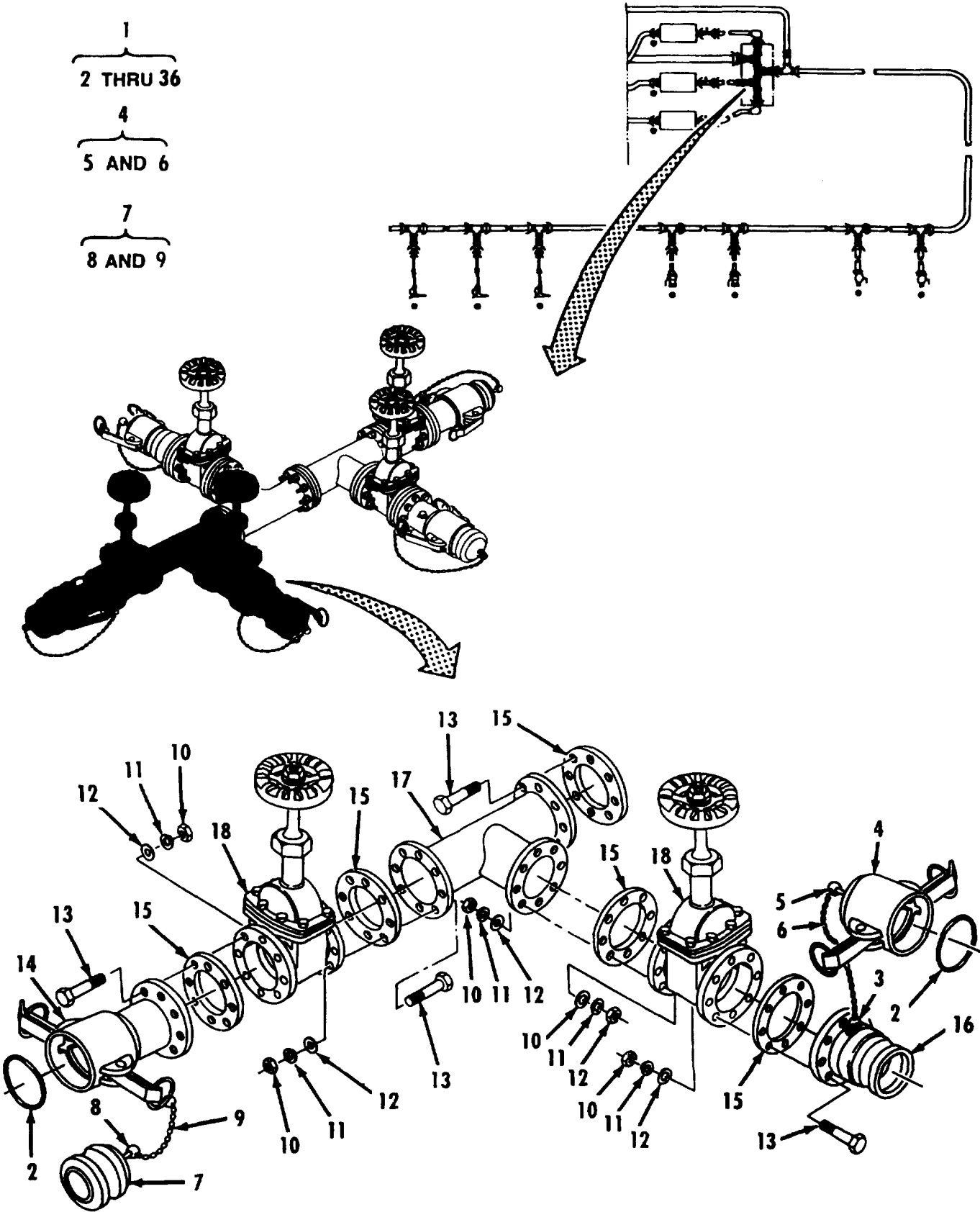


Figure 13. 4 Inch Fueling Manifold With Five Valves (Sheet 1 of 3)

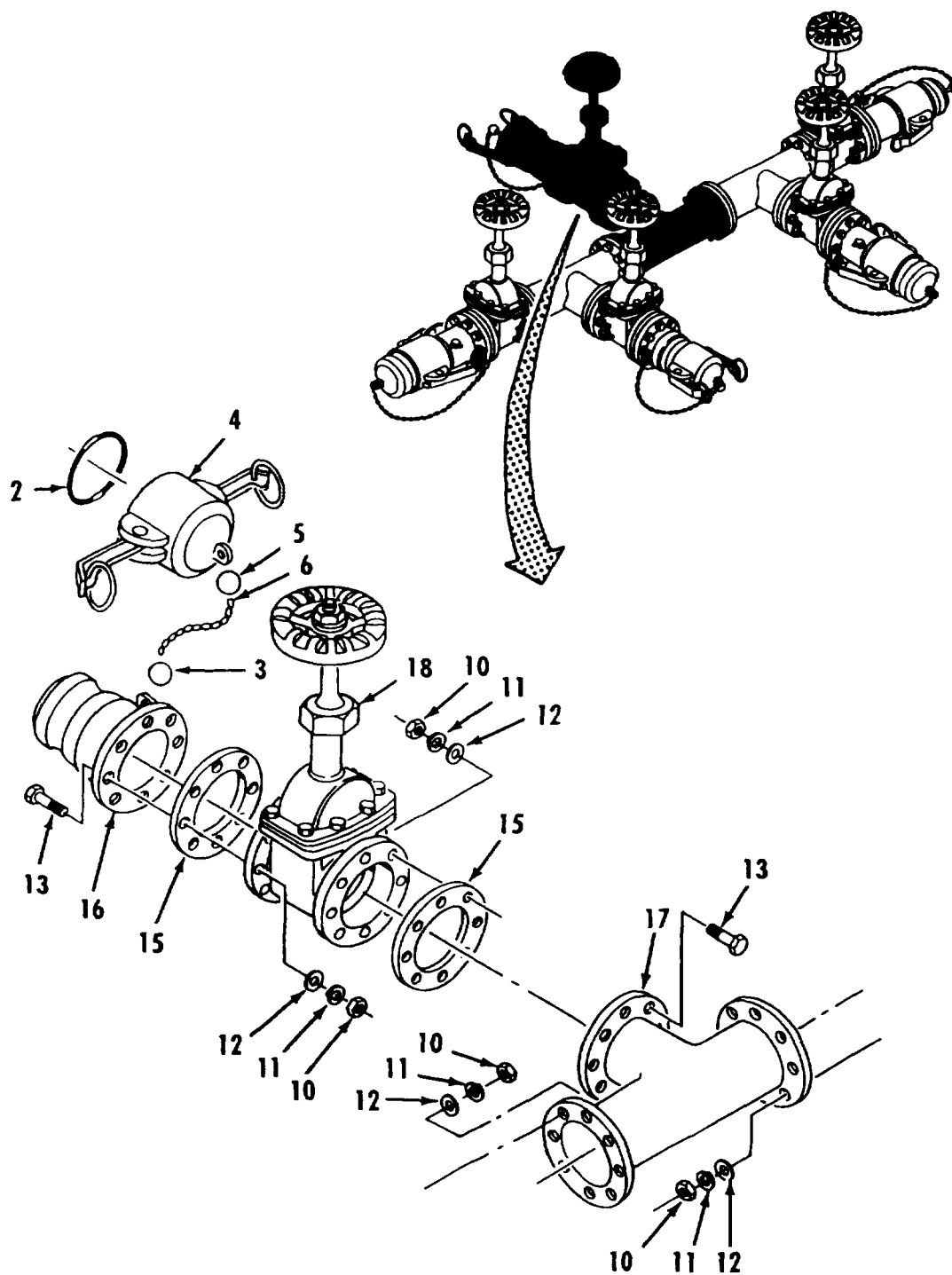


Figure 13. 4 Inch Fueling Manifold With Five Valves (Sheet 2 of 3)

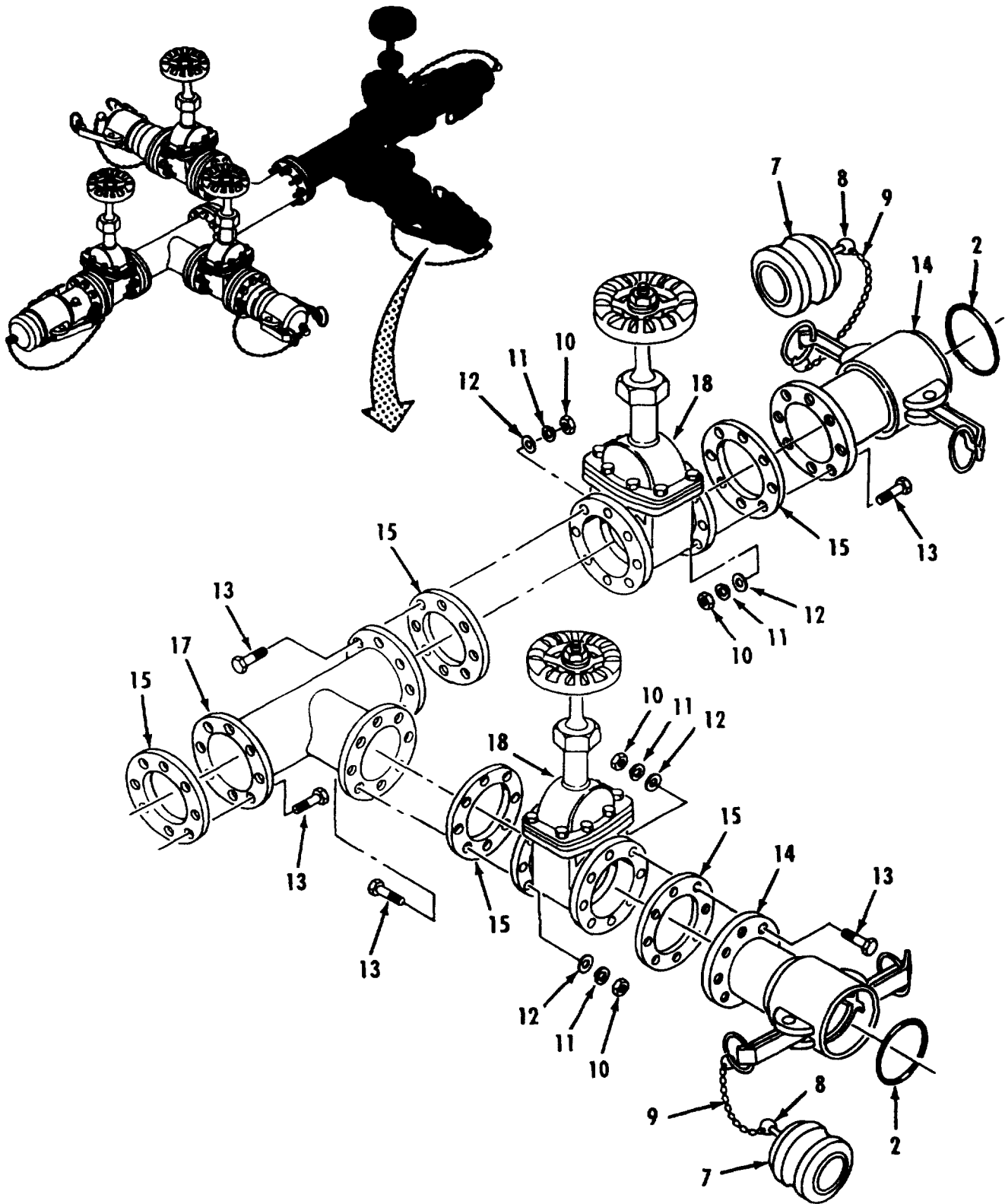


Figure 13. 4 Inch Fueling Manifold With Five Valves (Sheet 3 of 3)

(1) ITEM NO	(2) SMR CODE	(3) NSN	(4) CAGEC	(5) PART NUMBER	(6) DESCRIPTION AND USABLE ON CODES (UOC)	(7) QTY
GROUP 01 MODULE, ARCTIC FUEL SYSTEM SUPPLY POINT (AFSSP)						
FIG. 13 4 INCH FUELING MANIFOLD WITH FIVE VALVES						
1	AOOOO		97403	13228E1831	..MANIFOLD, FUELING	1
2	PCOZZ		97403	13228E1768-9	..GASKET	5
3	XBOZZ	5340011778975	39428	90177A218	..HOLDER, KEY.	2
4	PAOOZ	4730006406156	96906	MS27028-17	..CAP, QUICK DISCONNEC REMOVE AND..... DISCARD STANDARD GASKET	2
5	XBOZZ	5340011778975	39428	90177A218	...HOLDER, KEY	1
6	MOOZZ		19099	CHAIN-19L	...CHAIN MAKE FROM P/N	1
7	PAOOZ	4730006406188	96906	MS27029-17	RRC271TYPE2CLASS3, (81349)..... ..PLUG, QUICK DISCONNEC	3
8	XBOZZ	5340011778975	39428	90177A218	... HOLDER, KEY	1
9	MOOZZ		19099	CHAIN-19L	... CHAIN MAKE FROM P/N	1
10	PAOZZ	5310000563395	96906	MS35649-2382	RRC271TYPE2CLASS3, (81349)..... ..NUT, PLAIN, HEXAGON	96
11	PAOZZ		96906	MS35338-46	..WASHER, LOCK	96
12	PAOZZ	5310012805796	96906	MS27183-57	..WASHER, FLAT	96
13	PAOZZ	5305007252317	80204	B1821BH038C150N	..SCREW, CAP, HEXAGON H.....	96
14	PAOZZ	4730008405348	96906	MS27027-17	..COUPLING HALF, QUICK REMOVE AND..... DISCARD STANDARD GASKET	3
15	PCOZZ		97403	13228E1827-4	..GASKET, FLANGE, ARCTI	12
16	PAOZZ	4730008405347	96906	MS27023-17	..COUPLING HALF, QUICK	2
17	XBOZZ		97403	13228E1856-2	..TEE, FLANGE	3
18	PAOZZ		41592	235RF-0200 AVAC	..VALVE, GATE	5

END OF FIGURE

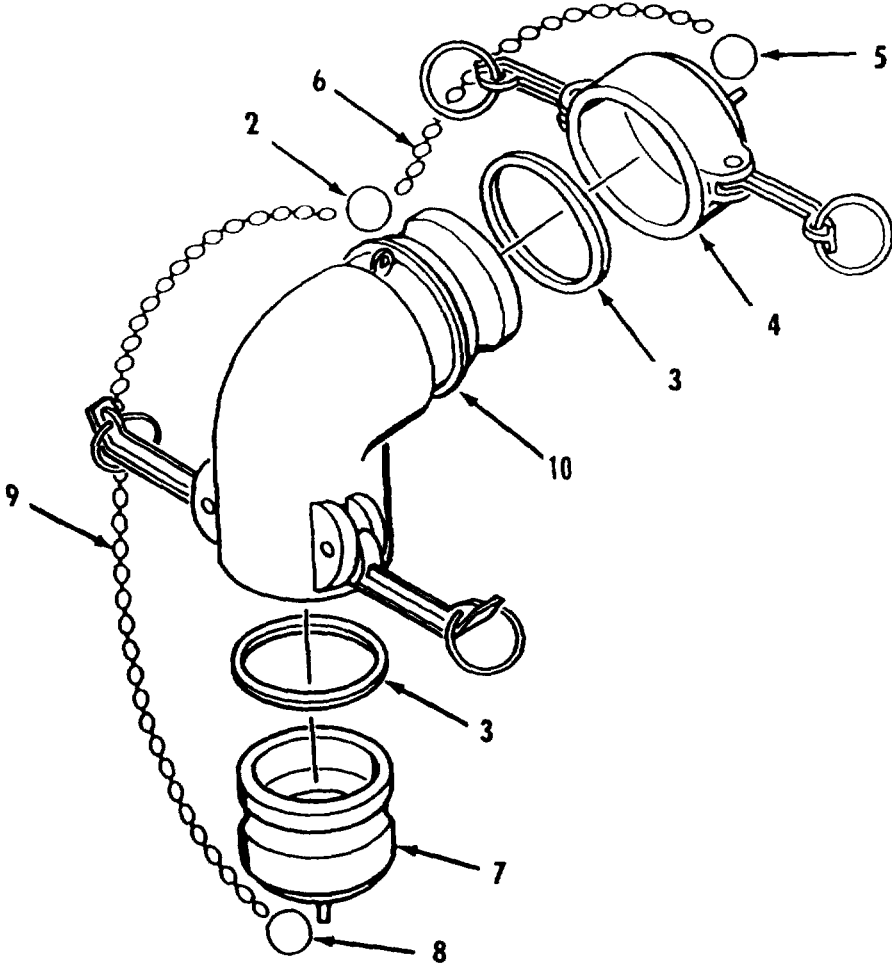
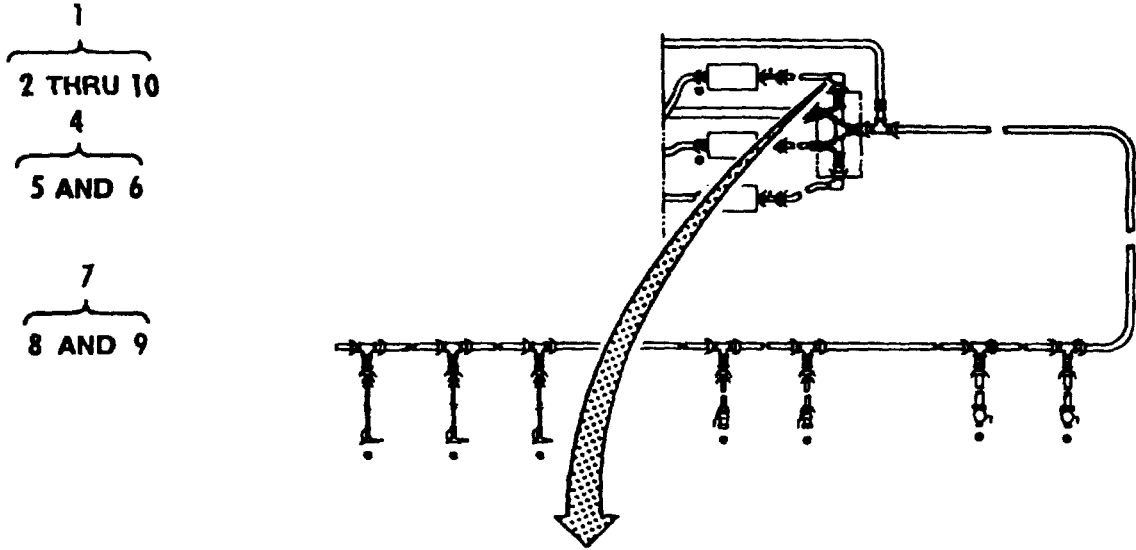


Figure 14. 4 Inch Elbow.

SECTION II

TM10-4930-241-23P

(1) ITEM NO	(2) SMR CODE	(3) NSN	(4) CAGEC	(5) PART NUMBER	(6) DESCRIPTION AND USABLE ON CODES (UOC)	(7) QTY
GROUP 01 MODULE, ARCTIC FUEL SYSTEM SUPPLY POINT (AFSSP)						
FIG. 14 4 INCH ELBOW						
1	AOOOO		97403	13228E1840	.ELBOW, QUICK DISCONN	4
2	XBOZZ	5340011778975	39428	90177A218	..HOLDER, KEY	1
3	PCOZZ		97403	13228E1768-9	..GASKET	2
4	PAOOZ	4730006406156	96906	MS27028-17	..CAP, QUICK DISCONNEC REMOVE AND..... DISCARD STANDARD GASKET	1
5	XBOZZ	5340011778975	39428	90177A218	...HOLDER, KEY	1
6	MOOZZ		19099	CHAIN-19L	... CHAIN MAKE FROM P/N	1
7	PAOOZ	4730006406188	96906	MS27029-17	RRC271TYPE2CLASS3, (81349)..... ..PLUG, QUICK DISCONN	1
8	XBOZZ	5340011778975	39428	90177A218	...HOLDER, KEY	1
9	MOOZZ		19099	CHAIN-19L	... CHAIN MAKE FROM P/N	1
10	PAOZZ		97403	13228E1828-1	RRC271TYPE2CLASS3, (81349)..... ..ELBOW, QUICK DISCONN	1
2	XBOZZ	5340011778975	39428	90177A218	..HOLDER, KEY	1

END OF FIGURE

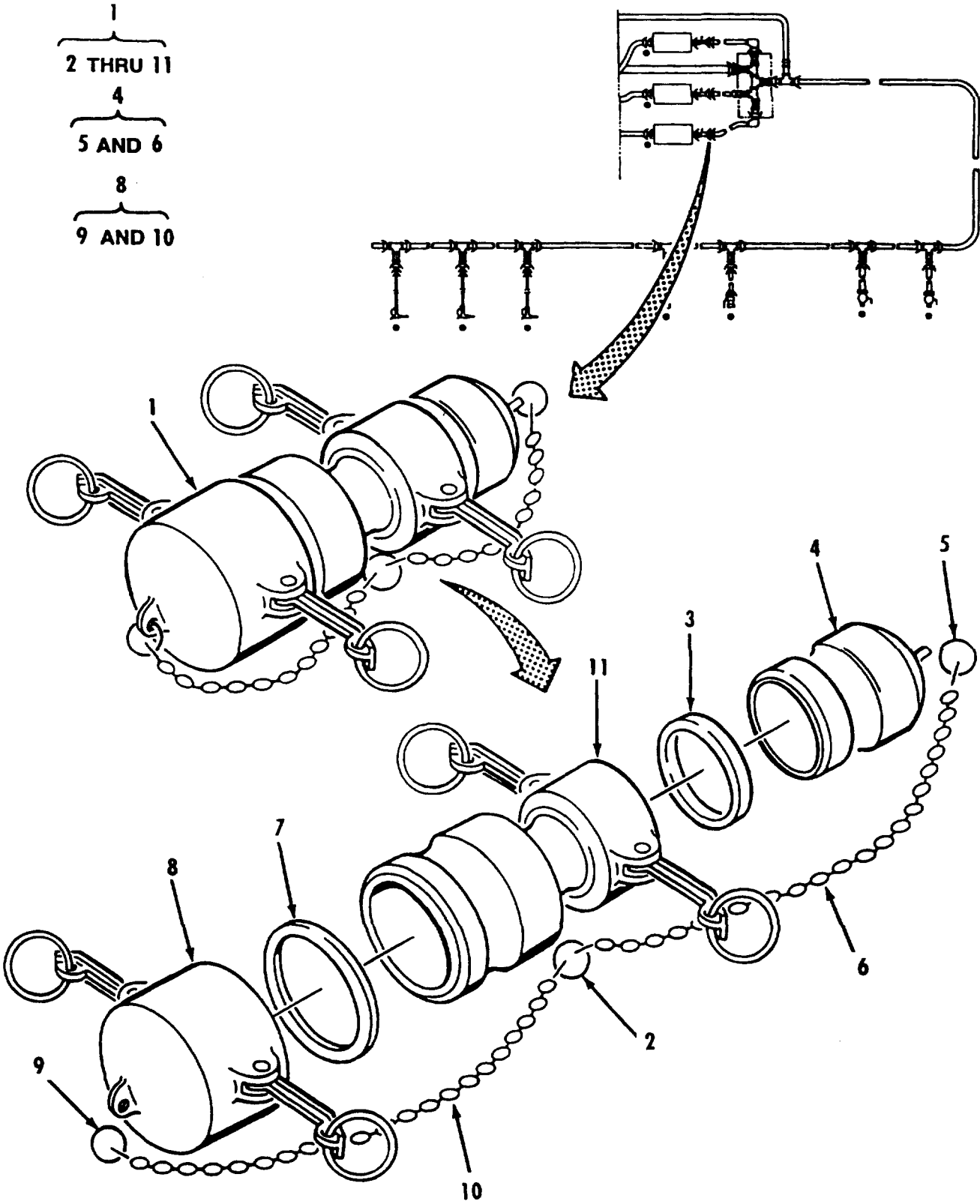


Figure 15. Reducer 4 Inch Male by 3 Inch Female.

SECTION II

TM10-4930-241-23P

(1) ITEM NO	(2) SMR CODE	(3) NSN	(4) CAGEC	(5) PART NUMBER	(6) DESCRIPTION AND USABLE ON CODES (UOC)	(7) QTY
GROUP 01 MODULE, ARCTIC FUEL SYSTEM SUPPLY POINT (AFSSP)						
FIG. 15 REDUCER 4 INCH MALE BY 3 INCH FEMALE						
1	AOOOO		97403	13228E1842	.REDUCER, QUICK DISCO	3
3	PCOZZ	5330013988739	97403	13228E1768-8	..GASKET	1
4	PAOOZ	4730009290790	96906	MS27029-15	..PLUG, QUICK DISCONNE	1
5	XBOZZ	5340011778975	39428	90177A218	...HOLDER, KEY	1
6	MOOZZ		19099	CHAIN-19L	... CHAIN MAKE FROM P/N	1
					RRC271TYPE2CLASS3, (81349).....	
7	PCOZZ		97403	13228E1768-9	..GASKET	1
8	PAOOZ	4730006406156	96906	MS27028-17	..CAP, QUICK DISCONNEC REMOVE AND.....	1
					DISCARD STANDARD GASKET	
9	XBOZZ	5340011778975	39428	90177A218	...HOLDER, KEY	1
10	MOOZZ		19099	CHAIN-19L	... CHAIN MAKE FROM P/N	1
					RRC271TYPE2CLASS3, (81349).....	
11	PAOZZ	4730009513296	96906	MS49000-9	..REDUCER, QUICK DISCO	1

END OF FIGURE

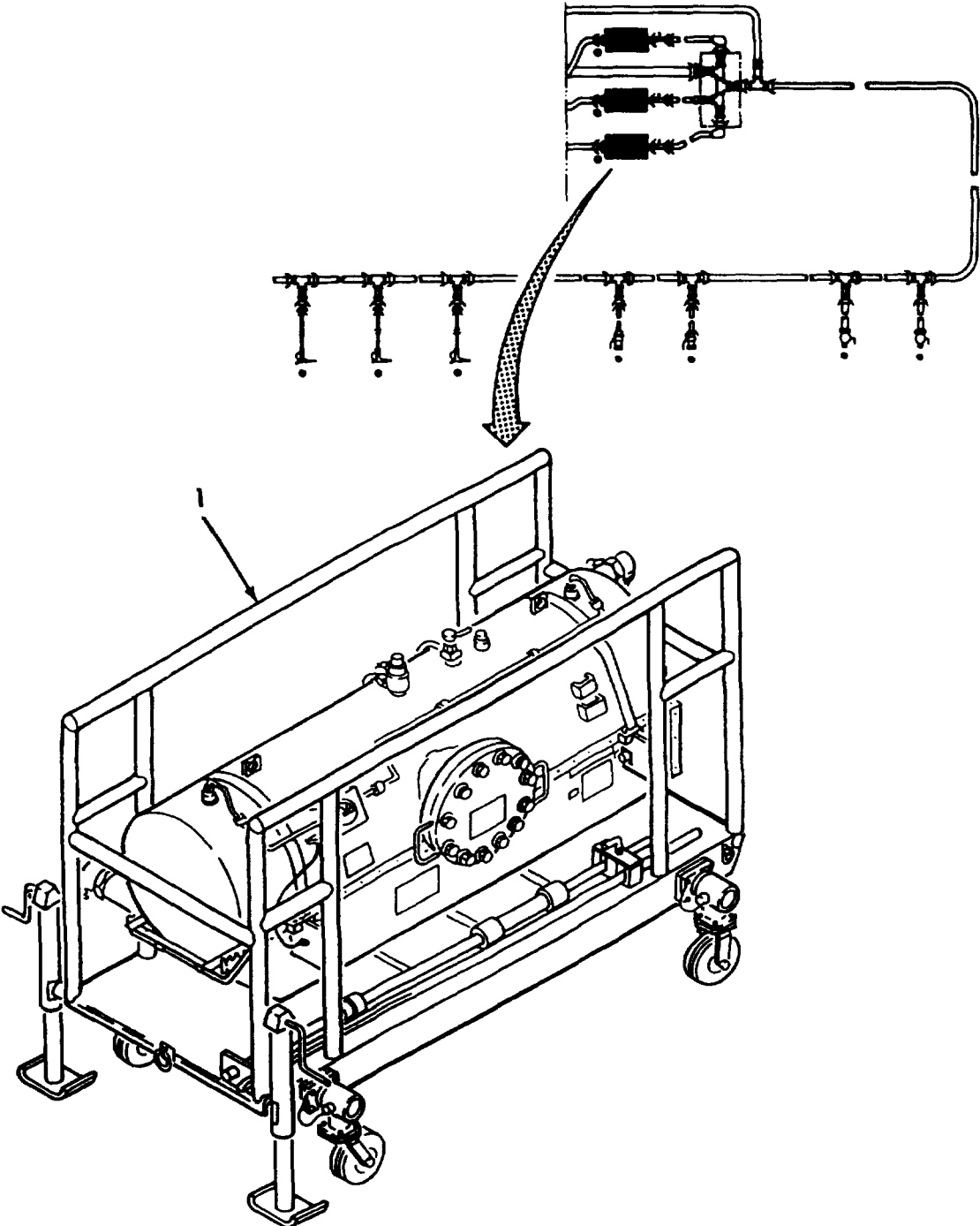


Figure 16. 200 GPM Filter/Separator Assembly.

SECTION II

TM10-4930-241-23P

(1) ITEM NO	(2) SMR CODE	(3) NSN	(4) CAGEC	(5) PART NUMBER	(6) DESCRIPTION AND USABLE ON CODES (UOC)	(7) QTY
-------------------	--------------------	------------	--------------	-----------------------	--	------------

GROUP 01 MODULE, ARCTIC FUEL SYSTEM
SUPPLY POINT (AFSSP)

FIG. 16 200 GPM FILTER/SEPARATOR
ASSEMBLY

1	PDOFF	4330012629496	97403	13228E1770	.FILTER-SEPARATOR, LI.....	3
---	-------	---------------	-------	------------	----------------------------	---

END OF FIGURE

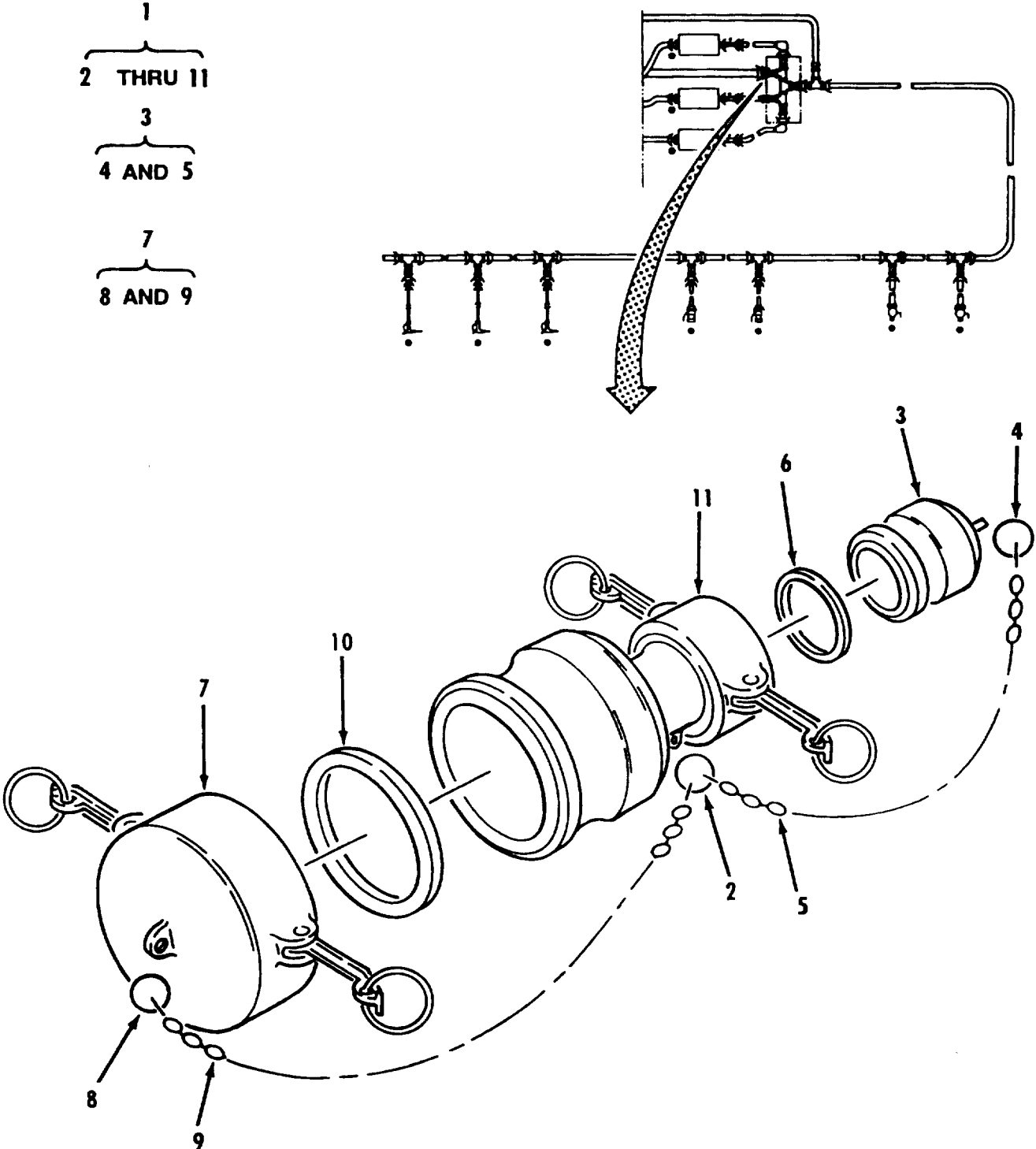


Figure 17. Reducer, 6 Inch Male by 4 Inch Female.

SECTION II

TM10-4930-241-23P

(1) ITEM NO	(2) SMR CODE	(3) NSN	(4) CAGEC	(5) PART NUMBER	(6) DESCRIPTION AND USABLE ON CODES (UOC)	(7) QTY
					GROUP 01 MODULE, ARCTIC FUEL SYSTEM SUPPLY POINT (AFSSP)	
					FIG. 17 REDUCER, 6 INCH MALE BY 4 INCH FEMALE	
1	AOOOO		97403	13228E1841	.REDUCER, QUICK DISCO	3
2	XBOZZ	5340011778975	39428	90177A218	..HOLDER, KEY	3
3	PAOOZ	4730006406188	96906	MS27029-17	..PLUG, QUICK DISCONNE	1
4	XBOZZ	5340011778975	39428	90177A218	...HOLDER, KEY	1
5	MOOZZ		19099	CHAIN-19L	...CHAIN MAKE FROM P/N	1
					RRC271TYPE2CLASS3, (81349).....	
6	PCOZZ		97403	13228E1768-9	..GASKET	
7	PAOOZ	4730000644435	96906	MS27028-19	..CAP, QUICK DISCONNEC REMOVE AND.....	1
					DISCARD STANDARD GASKET	
8	XBOZZ	5340011778975	39428	90177A218	...HOLDER, KEY	1
9	MOOZZ		19099	CHAIN-19L	... CHAIN MAKE FROM P/N	1
					RRC271TYPE2CLASS3, (81349).....	
10	PCOZZ		97403	13228E1768-10	..GASKET	2
11	PAOZZ	4730000680393	96906	MS49000-23	..REDUCER, QUICK DISCO	1

END OF FIGURE

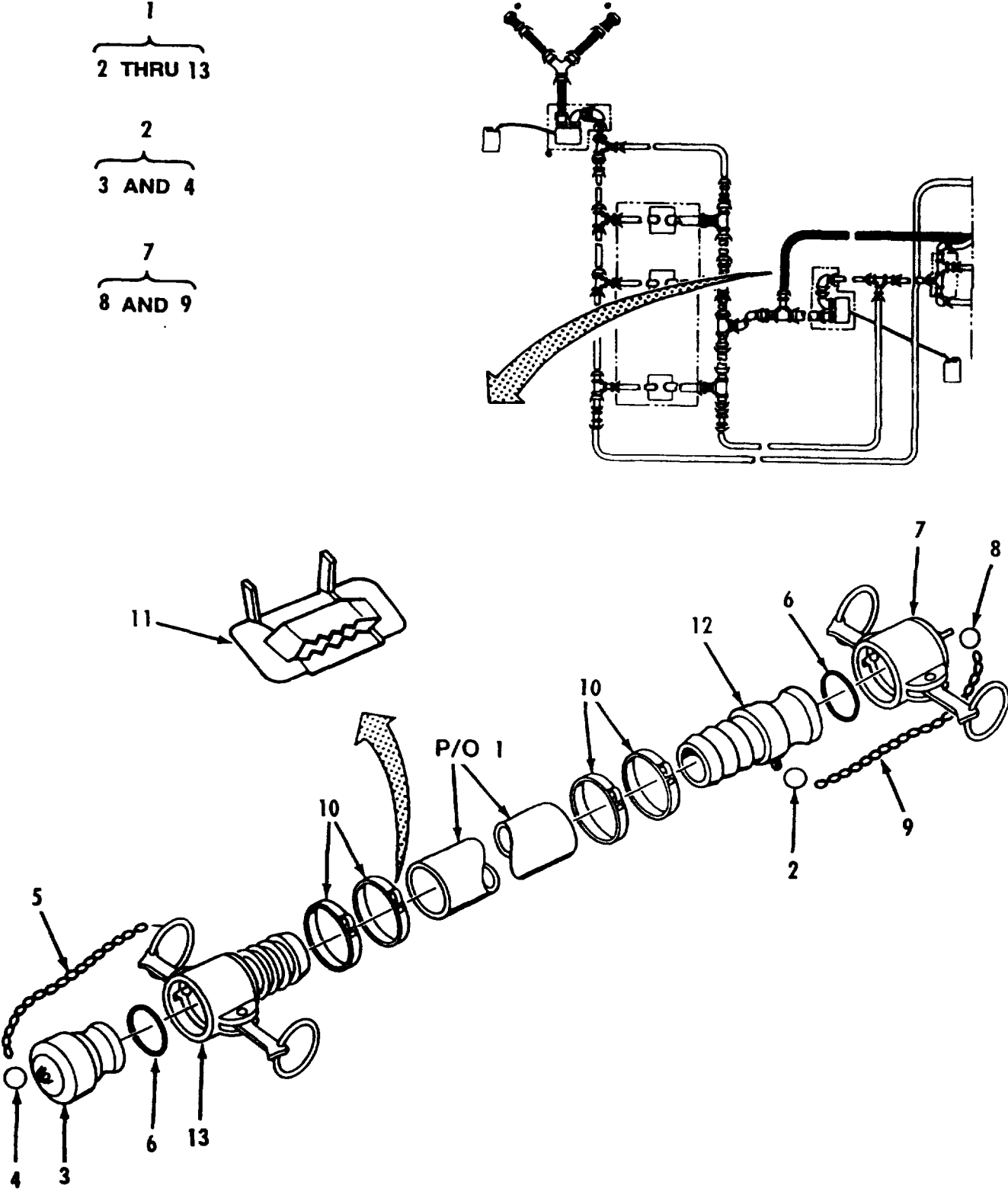


Figure 18. 6 Inch Hose Assy (10 Foot).

SECTION II

TM10-4930-241-23P

(1) ITEM NO	(2) SMR CODE	(3) NSN	(4) CAGEC	(5) PART NUMBER	(6) DESCRIPTION AND USABLE ON CODES (UOC)	(7) QTY
GROUP 01 MODULE, ARCTIC FUEL SYSTEM SUPPLY POINT (AFSSP)						
FIG. 18 6 INCH HOSE ASSY (10 FOOT)						
1	PCOOO		81349	M53096-10B2A100	..HOSE ASSEMBLY	42
2	XBOZZ	5340011778975	39428	90177A218	..HOLDER, KEY	1
3	PAOOA	4730000644434	96906	MS27029-19	..PLUG, QUICK DISCONNEN	1
4	XBOZZ	5340011778975	39428	90177A218	...HOLDER, KEY	1
5	MOOZZ		19099	CHAIN-19L	... CHAIN MAKE FROM P/N	1
					RRC271TYPE2CLASS3, (81349).....	
6	PCOZZ		97403	13228E1768-10	..GASKET	2
7	PAOOZ	4730000644435	96906	MS27028-19	..CAP, QUICK DISCONNEN REMOVE AND.....	1
					DISCARD STANDARD GASKET	
8	XBOZZ	5340011778975	39428	90177A218	...HOLDER, KEY	1
9	MOOZZ		19099	CHAIN-19L	...CHAIN MAKE FROM P/N	1
					RRC271TYPE2CLASS3, (81349).....	
10	MOOZZ		19099	STRAP .75-45 IN	..STRAPPING MAKE FROM P/N C206,.....	4
					(70847)	
11	PAOZZ	5340002447327	70847	C256	..SEAL, STRAPPING	4
12	XBOZZ		96906	MS27021-21	..COUPLING HALF, QUICK	1
13	XBOZZ		96906	MS27025-21	..COUPLING HALF QUICK REMOVE AND.....	1
					DISCARD STANDARD GASKET	

END OF FIGURE

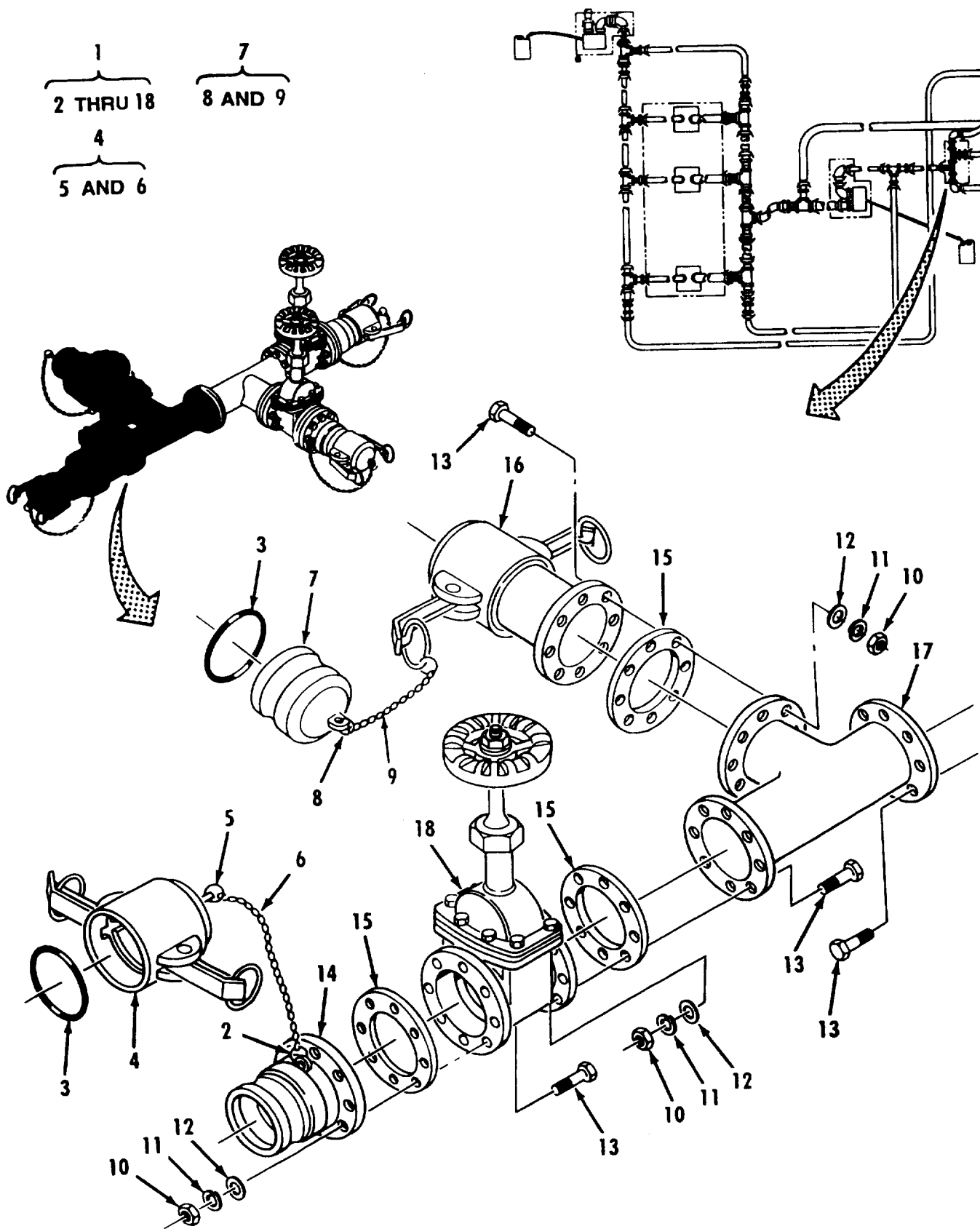


Figure 19. 4 Inch Fueling Manifold Three Valves (Sheet 1 of 2).

SECTION II

TM10-4930-241-23P

(1) ITEM NO	(2) SMR CODE	(3) NSN	(4) CAGEC	(5) PART NUMBER	(6) DESCRIPTION AND USABLE ON CODES (UOC)	(7) QTY
					GROUP 01 MODULE, ARCTIC FUEL SYSTEM SUPPLY POINT (AFSSP)	
					FIG. 19 4 INCH FUELING MANIFOLD THREE VALVES	
1	AOOOO		97403	13228E1830	..MANIFOLD, FUELING	1
2	XBOZZ	5340011778975	39428	90177A218	..HOLDER, KEY	3
3	PCOZZ		97403	13228E1768-9	..GASKET	4
4	PAOOZ	4730006406156	96906	MS27028-17	..CAP, QUICK DISCONNEC REMOVE AND..... DISCARD STANDARD GASKET	3
5	XBOZZ	5340011778975	39428	90177A218	...HOLDER, KEY	1
6	MOOZZ		19099	CHAIN-19L	...CHAIN MAKE FROM P/N	1
7	PAOOZ	4730006406188	96906	MS27029-17	RRC271TYPE2CLASS3, (81349)..... ..PLUG, QUICK DISCONNEC	1
8	XBOZZ	5340011778975	39428	90177A218	...HOLDER, KEY	1
9	MOOZZ		19099	CHAIN-19L	... CHAIN MAKE FROM P/N	1
10	PAOZZ	5310000563395	96906	MS35649-2382	RRC271TYPE2CLASS3, (81349)..... ..NUT, PLAIN, HEXAGON	64
11	PAOZZ		96906	MS35338-46	..WASHER, LOCK	64
12	PAOZZ	5310012805796	96906	MS27183-57	..WASHER, FLAT	64
13	PAOZZ	5305007252317	80204	B1821BH038C150N	..SCREW, CAP, HEXAGON H	64
14	PAOZZ	4730008405347	96906	MS27023-17	..COUPLING HALF, QUICK	3
15	PCOZZ		97403	13228E1827-4	..GASKET, FLANGE, ARCTI	8
16	PAOZZ	4730008405348	96906	MS27027-17	..COUPLING HALF, QUICK	1
17	XBOZZ		41592	735T-0200MTAC	..TEE, FLANGE	2
18	PAOZZ		41592	235RF-0200 AVAC	..VALVE, GATE	3

END OF FIGURE

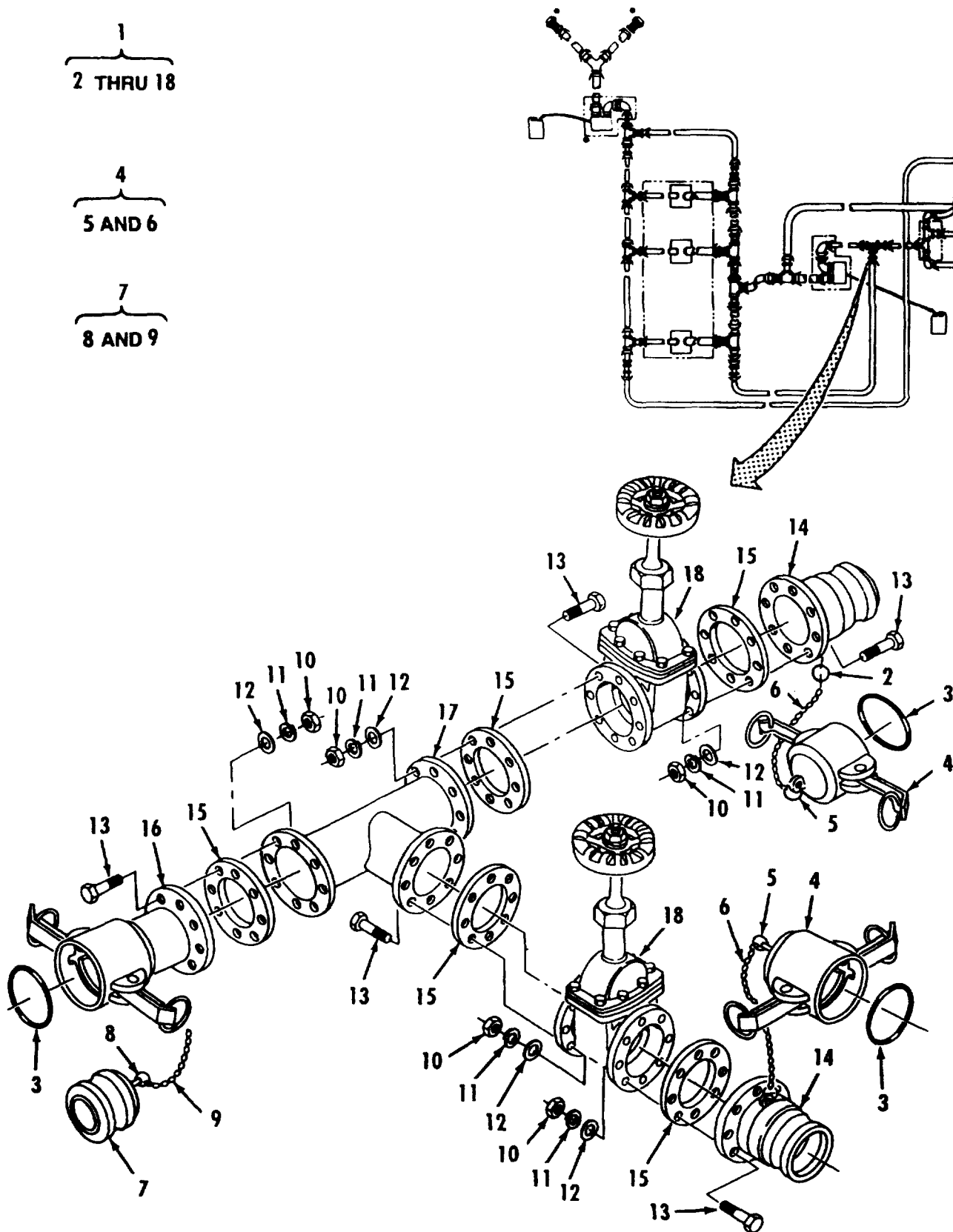


Figure 20. 4 Inch Fueling Manifold With Two Valves.

(1) ITEM NO	(2) SMR CODE	(3) NSN	(4) CAGEC	(5) PART NUMBER	(6) DESCRIPTION AND USABLE ON CODES (UOC)	(7) QTY
					GROUP 01 MODULE, ARCTIC FUEL SYSTEM SUPPLY POINT (AFSSP)	
					FIG. 20 4 INCH FUELING MANIFOLD WITH TWO VALVES	
1	AOOOO		97403	13228E1845	..MANIFOLD ASSEMBLY	1
2	XBOZZ	5340011778975	39428	90177A218	..HOLDER, KEY	2
3	PCOZZ		97403	13228E1768-9	..GASKET	3
4	PAOOZ	4730006406156	96906	MS27028-17	..CAP, QUICK DISCONNEC REMOVE AND..... DISCARD STANDARD GASKET	2
5	XBOZZ	5340011778975	39428	90177A218	...HOLDER, KEY	1
6	MOOZZ		19099	CHAIN-19L	... CHAIN MAKE FROM P/N	1
					RRC271TYPE2CLASS3, (81349).....	
7	PAOOZ	4730006406188	96906	MS27029-17	..PLUG, QUICK DISCONNEC	1
8	XBOZZ	5340011778975	39428	90177A218	...HOLDER, KEY	1
9	MOOZZ		19099	CHAIN-19L	... CHAIN MAKE FROM P/N	1
					RRC271TYPE2CLASS3, (81349).....	
10	PAOZZ	5310000563395	96906	MS35649-2382	..NUT, PLAIN, HEXAGON	40
11	PAOZZ		96906	MS35338-46	..WASHER, LOCK	40
12	PAOZZ	5310012805796	96906	MS27183-57	..WASHER, FLAT	40
13	PAOZZ	5305007252317	80204	B1821BH038C150N	..SCREW, CAP, HEXAGON H.	40
14	PAOZZ	4730008405347	96906	MS27023-17	..COUPLING HALF, QUICK	2
15	PCOZZ		97403	13228E1827-4	..GASKET, FLANGE, ARCT1	5
16	PAOZZ	4730008405348	96906	MS27027-17	..COUPLING HALF, QUICK	1
17	XBOZZ		41592	735T-0200MTAC	..TEE, FLANGE	1
18	PAOZZ		41592	235RF-0200 AVAC	..VALVE, GATE	2

END OF FIGURE

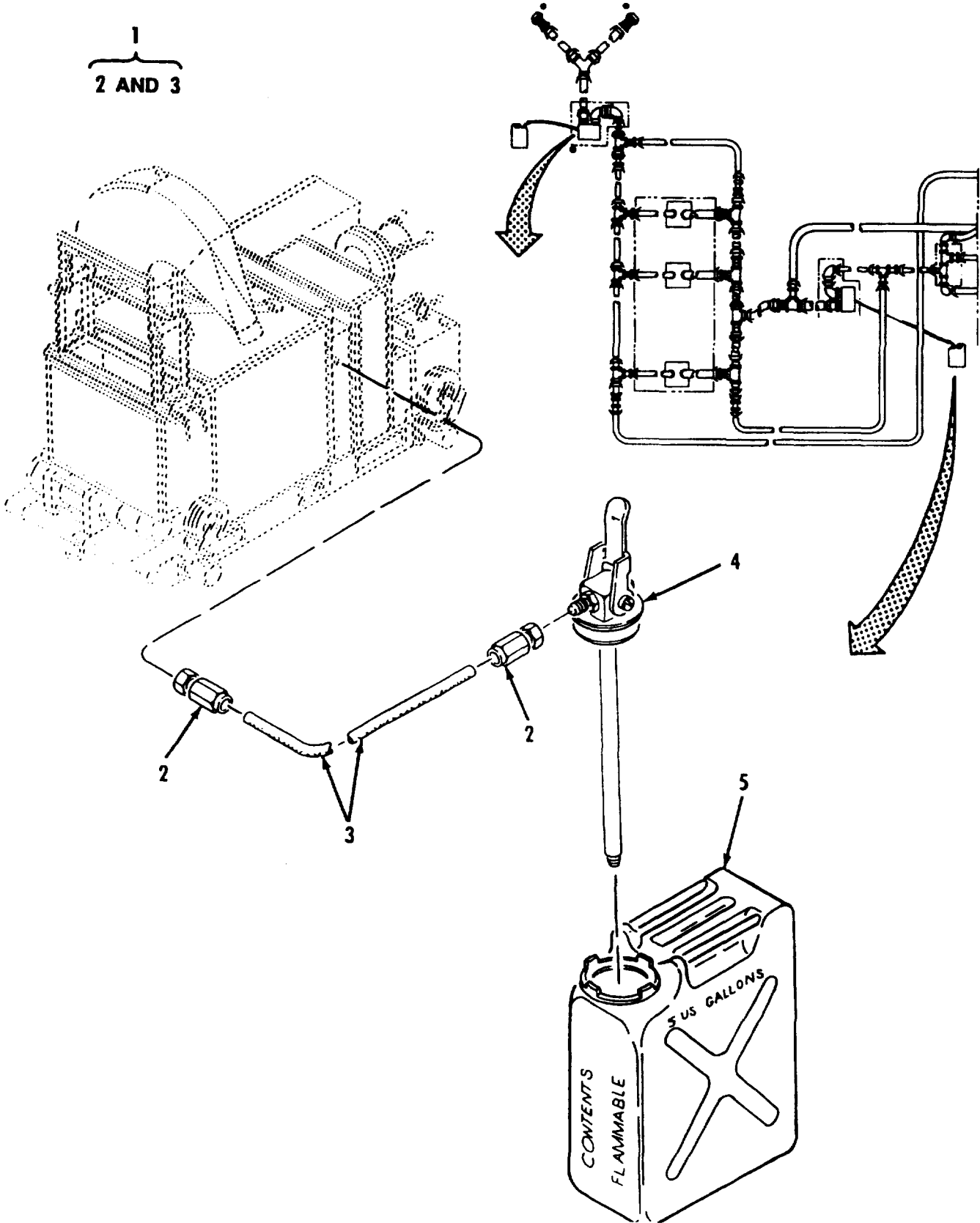


Figure 21. 5 Gal. Fuel Can, Adapter, and Hose Assembly.

SECTION II

TM10-4930-241-23P

(1) ITEM NO	(2) SMR CODE	(3) NSN	(4) CAGEC	(5) PART NUMBER	(6) DESCRIPTION AND USABLE ON CODES (UOC)	(7) QTY
					GROUP 01 MODULE, ARCTIC FUEL SYSTEM SUPPLY POINT (AFSSP)	
					FIG. 21 5 GAL. FUEL CAN, ADAPTER, AND HOSE ASSEMBLY	
1	PAOOO			96906 MS28741-6-1200	.HOSE ASSEMBLY.....	2
2	PAOZZ	4730008430269		96906 MS24587-6	..ADAPTER, STRAIGHT, TU	2
3	MOOZZ			19099 HOSE-120 IN	..HOSE, RUBBER MAKE FROM P/N MIL-H-	1
					8794-L, (81349).....	
4	XBOZZ			97403 13211E7541	.ADAPTER ASSEMBLY.....	2
5	PAOZZ	7240002223088		81902 14196P1	.CAN, GASOLINE, MILITA.....	16

END OF FIGURE

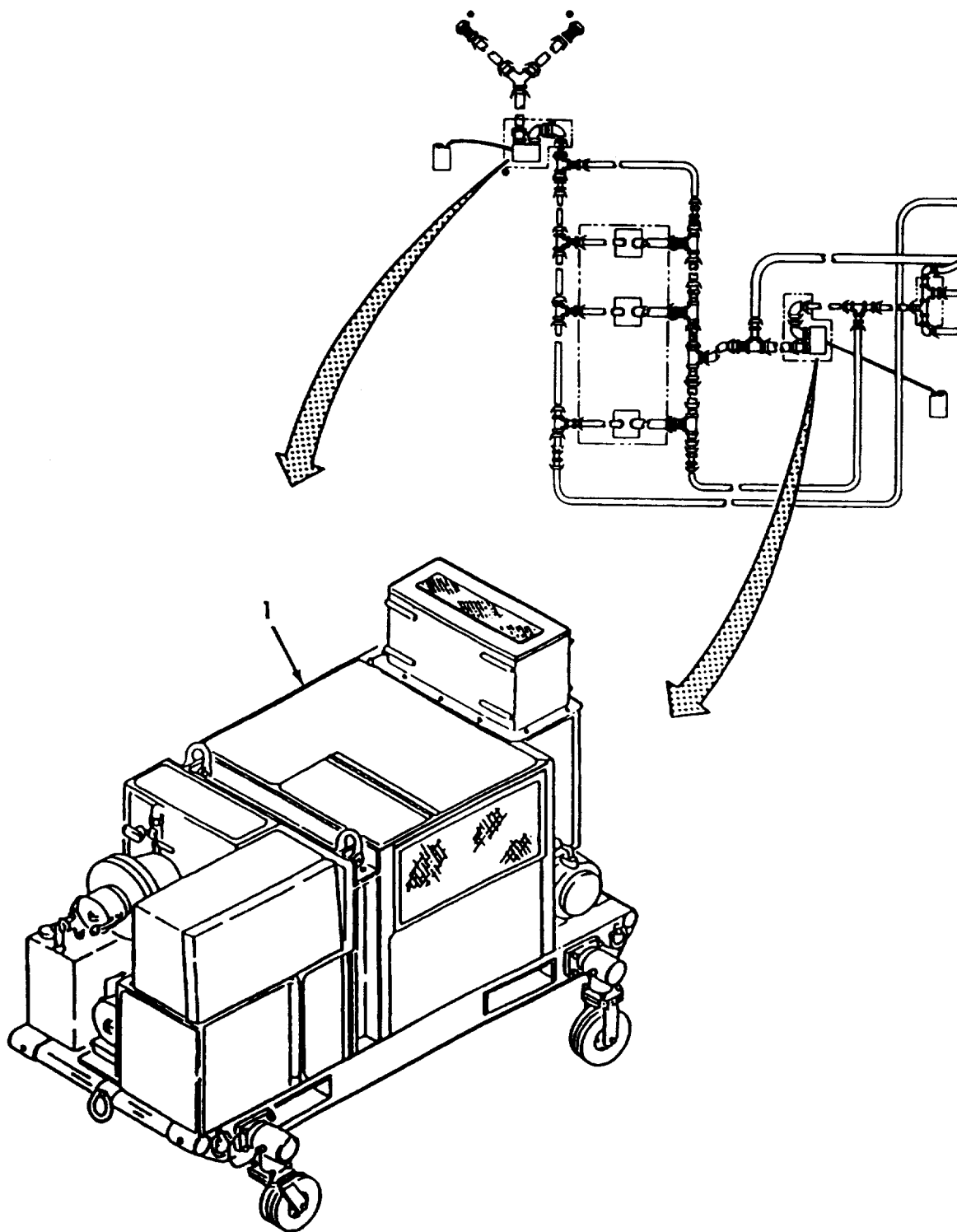


Figure 22. 600 GPM Pump Assembly.

SECTION II

TM10-4930-241-23P

(1) ITEM NO	(2) SMR CODE	(3) NSN	(4) CAGEC	(5) PART NUMBER	(6) DESCRIPTION AND USABLE ON CODES (UOC)	(7) QTY
					GROUP 01 MODULE, ARCTIC FUEL SYSTEM SUPPLY POINT (AFSSP)	
					FIG. 22 600 GPM PUMP ASSEMBLY	
1	PDODD		97403	13229E4000	.PUMP ASSEMBLY	2
					END OF FIGURE	

- 1
- 2 THRU 19
- 4
- 5 AND 6
- 7
- 8 AND 9

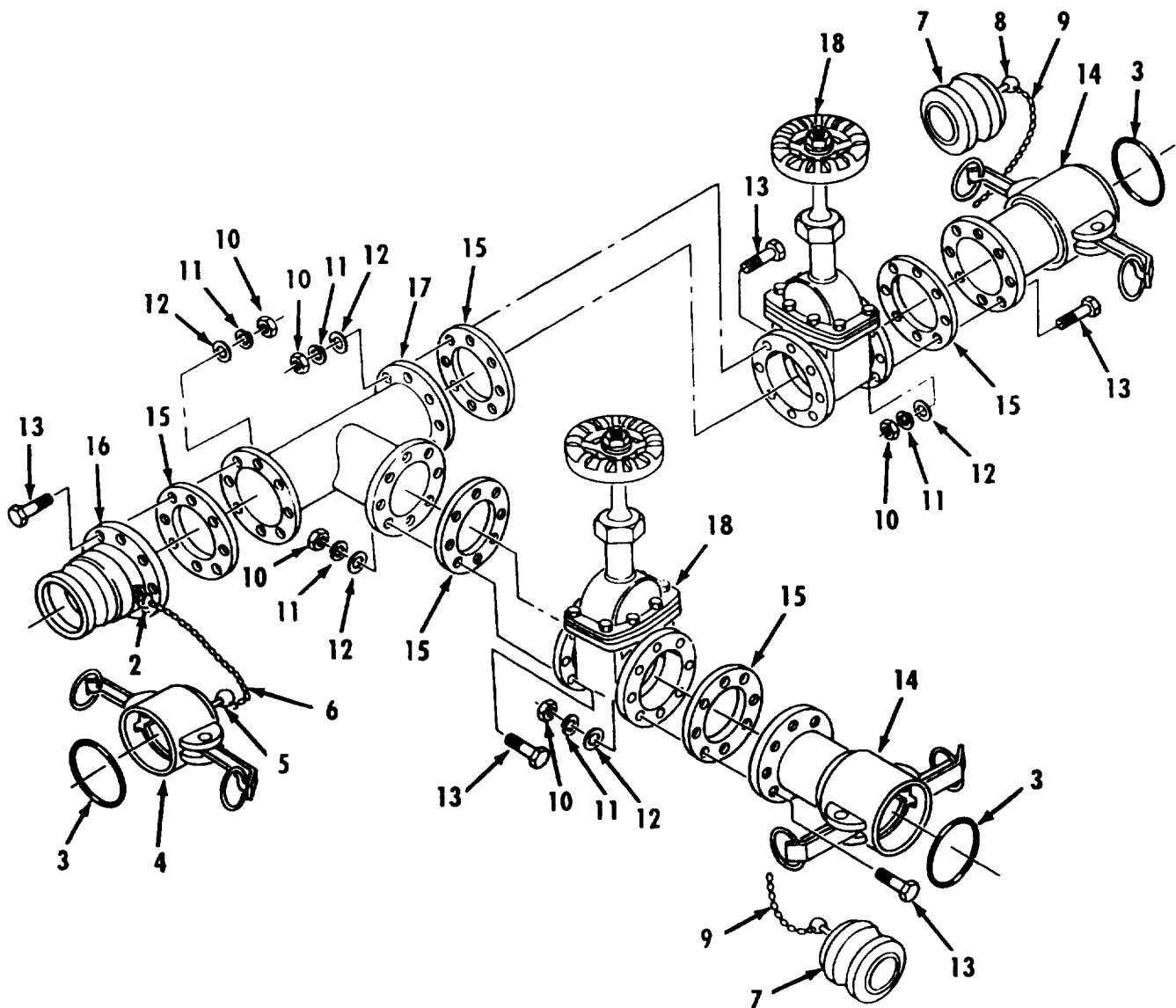
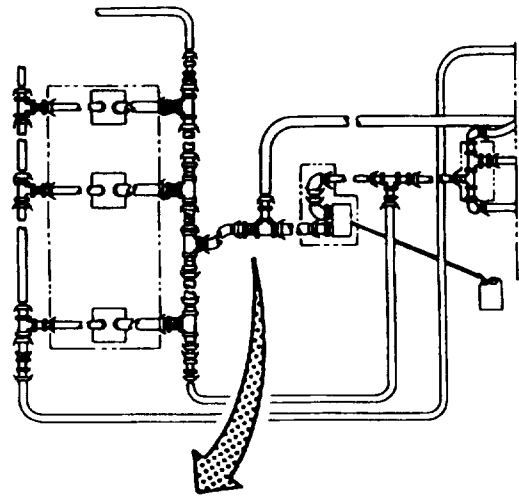


Figure 23. 6 Inch Fueling Manifold With Two Valves (Sheet 1 of 2).

18
┌
19

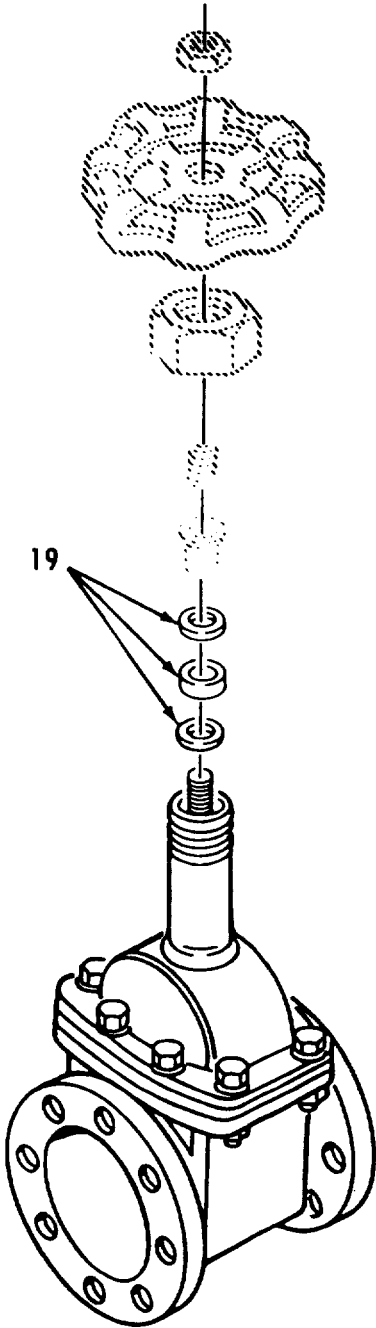


Figure 23. 6 Inch Fueling Manifold With Two Valves (Sheet 2 of 2).

SECTION II

TM10-4930-241-23P

(1) ITEM NO	(2) SMR CODE	(3) NSN	(4) CAGEC	(5) PART NUMBER	(6) DESCRIPTION AND USABLE ON CODES (UOC)	(7) QTY
					GROUP 01 MODULE, ARCTIC FUEL SYSTEM SUPPLY POINT (AFSSP)	
					FIG. 23 6 INCH FUELING MANIFOLD WITH TWO VALVES	
1	AOOOO		97403	13228E1844	..MANIFOLD, FUELING	1
2	XBOZZ	5340011778975	39428	90177A218	..HOLDER, KEY	1
3	PCOZZ		97403	13228E1768-10	..GASKET	3
4	PAOOZ	4730000644435	96906	MS27028-19	..CAP, QUICK DISCONNEC REMOVE AND	1
					DISCARD STANDARD GASKET.	
5	XBOZZ	5340011778975	39428	90177A218	... HOLDER, KEY	1
6	MOOZZ		19099	CHAIN-19L	... CHAIN MAKE FROM P/N	1
					RRC271TYPE2CLASS3, (81349).....	
7	PAOOA	4730000644434	96906	MS27029-19	..PLUG, QUICK DISCONNEC	2
8	XBOZZ	5340011778975	39428	90177A218	... HOLDER, KEY	1
9	MOOZZ		19099	CHAIN-19L	... CHAIN MAKE FROM P/N	1
					RRC271TYPE2CLASS3, (81349).....	
10	PAOZZ	5310000563395	96906	MS35649-2382	..NUT, PLAIN, HEXAGON	60
11	PAOZZ		96906	MS35338-46	..WASHER, LOCK	60
12	PAOZZ	5310012805796	96906	MS27183-57	..WASHER, FLAT	60
13	PAOZZ	5305007252317	80204	B1821BH038C150N	..SCREW, CAP, HEXAGON H	60
14	PAOZZ	4730009836789	96906	MS27027-19	..COUPLING HALF, QUICK REMOVE AND.....	2
					DISCARD STANDARD GASKET.	
15	PCOZZ		97403	13228E1827-5	..GASKET, FLANGE, ARCT1	5
16	PAOZA	4730004025955	96906	MS27023-19	..COUPLING HALF, QUICK	1
17	XBOZZ		97403	13228E1846	..TEE FLANGE	1
18	PAOOO		41592	235RF-0300 AVAC	..VALVE, GATE	2
19	XBOZZ		41592	235RF-03082P	...PACKING, RING	3

END OF FIGURE

1
2 THRU 17

4
5 AND 6

7
8 AND 9

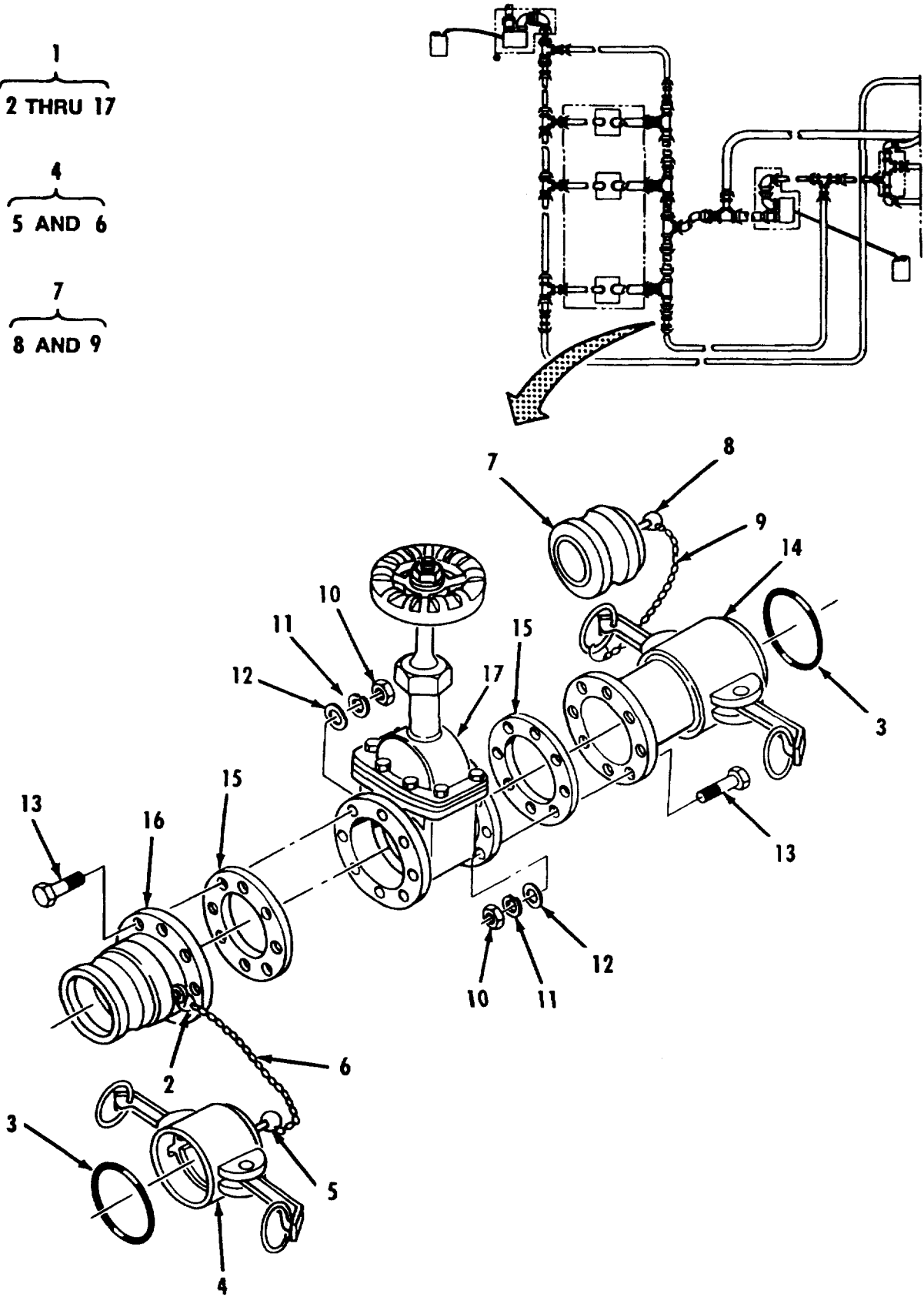


Figure 24. 4 Inch Valve Section.

(1) ITEM NO	(2) SMR CODE	(3) NSN	(4) CAGEC	(5) PART NUMBER	(6) DESCRIPTION AND USABLE ON CODES (UOC)	(7) QTY
GROUP 01 MODULE, ARCTIC FUEL SYSTEM SUPPLY POINT (AFSSP)						
FIG. 24 4 INCH VALVE SECTION						
1	AOOOO		97403	13228E1829	..VALVE SECTION, PIPE	4
2	XBOZZ	5340011778975	39428	90177A218	..HOLDER, KEY	1
3	PCOZZ		97403	13228E1768-9	..GASKET	2
4	PAOOZ	4730006406156	96906	MS27028-17	..CAP, QUICK DISCONNEC REMOVE AND	1
DISCARD STANDARD GASKET						
5	XBOZZ	5340011778975	39428	90177A218	..HOLDER, KEY	1
6	MOOZZ		19099	CHAIN-19L	... CHAIN MAKE FROM P/N	1
RRC271TYPE2CLASS3, (81349).....						
7	PAOOZ	4730006406188	96906	MS27029-17	..PLUG, QUICK DISCONNEC	1
8	XBOZZ	5340011778975	39428	90177A218	..HOLDER, KEY	1
9	MOOZZ		19099	CHAIN-19L	... CHAIN MAKE FROM P/N	1
RRC271TYPE2CLASS3, (81349).....						
10	PAOZZ	5310000563395	96906	MS35649-2382	..NUT, PLAIN, HEXAGON	16
11	PAOZZ		96906	MS35338-46	..WASHER, LOCK	16
12	PAOZZ	5310012805796	96906	MS27183-57	..WASHER, FLAT	16
13	PAOZZ	5305007252317	80204	B1821BH038C150N	..SCREW, CAP, HEXAGON H	16
14	PAOZZ	4730008405348	96906	MS27027-17	..COUPLING HALF, QUICK REMOVE AND	1
DISCARD STANDARD GASKET						
15	PCOZZ		97403	13228E1827-4	..GASKET, FLANGE, ARCTI	2
16	PAOZZ	4730008405347	96906	MS27023-17	..COUPLING HALF, QUICK	1
17	XBOFF		41592	235RF-0200 AVAC	..VALVE, GATE	1

END OF FIGURE

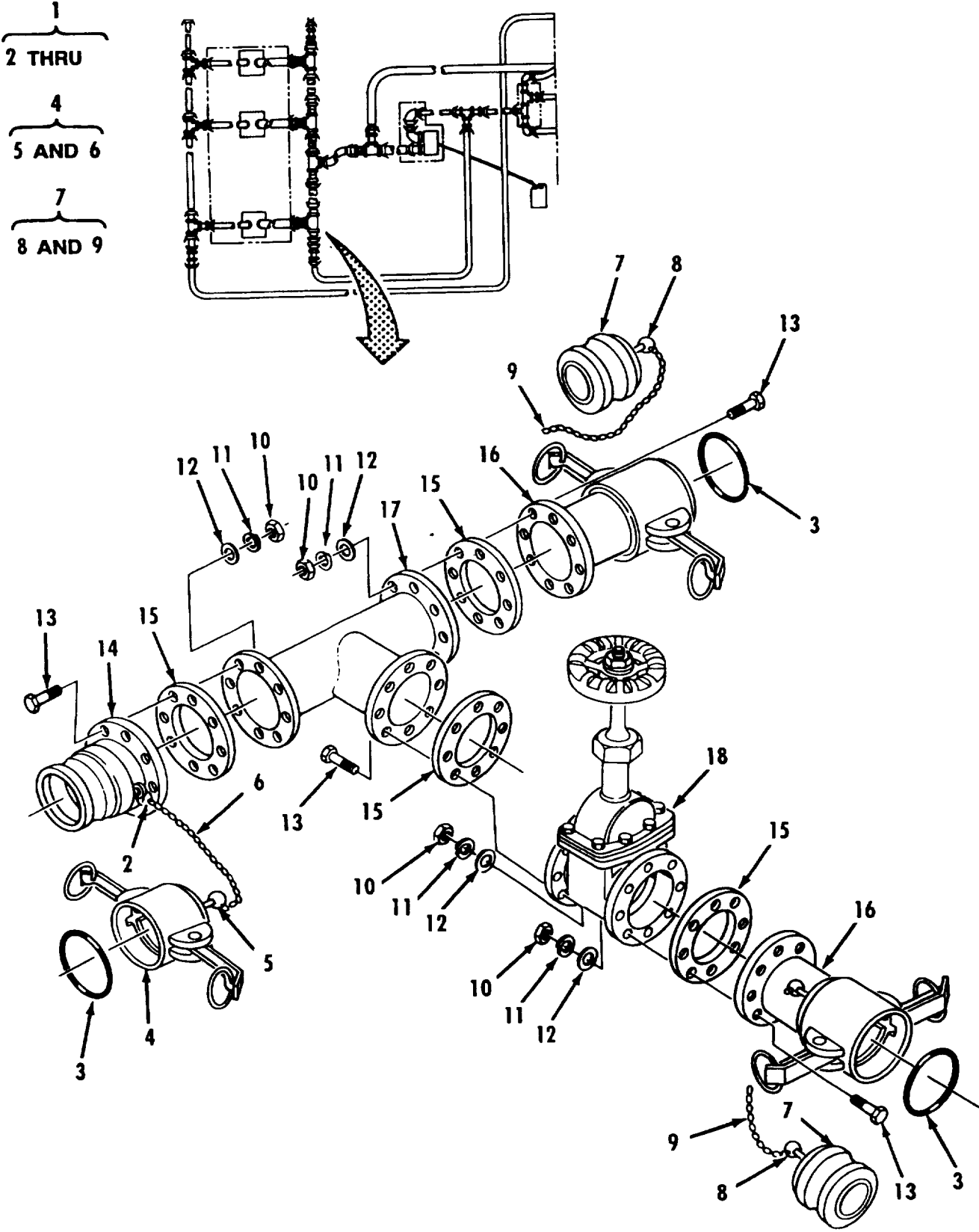


Figure 25. 6 Inch Fueling Manifold With One Valve (Sheet 1 of 2).

18
┌
19

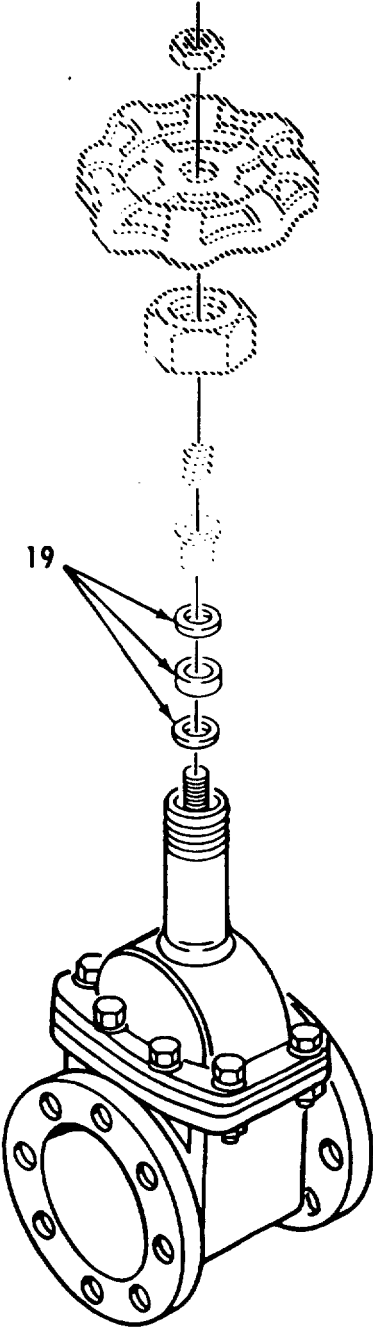


Figure 25. 6 Inch Fueling Manifold With One Valve (Sheet 2 of 2).

(1) ITEM NO	(2) SMR CODE	(3) NSN	(4) CAGEC	(5) PART NUMBER	(6) DESCRIPTION AND USABLE ON CODES (UOC)	(7) QTY
					GROUP 01 MODULE, ARCTIC FUEL SYSTEM SUPPLY POINT (AFSSP)	
					FIG. 25 6 INCH FUELING MANIFOLD WITH ONE VALVE	
1	ADOOO		97403	13228E1861	..MANIFOLD, FUELING	1
2	XBOZZ	5340011778975	39428	90177A218	..HOLDER, KEY	1
3	PCOZZ		97403	13228E1768-10	..GASKET	3
4	PAOOZ	4730000644435	96906	MS27028-19	..CAP, QUICK DISCONNEC REMOVE AND..... DISCARD STANDARD GASKET..	1
5	XBOZZ	5340011778975	39428	90177A218	...HOLDER, KEY	1
6	MOOZZ		19099	CHAIN-19L	... CHAIN MAKE FROM P/N	1
7	PAOOA	4730000644434	96906	MS27029-19	RRC271TYPE2CLASS3, (81349)..... ..PLUG, QUICK DISCONNEC	2
8	XBOZZ	5340011778975	39428	90177A218	...HOLDER, KEY..	1
9	MOOZZ		19099	CHAIN-19L	... CHAIN MAKE FROM P/N	1
10	PAOZZ	5310000563395	96906	MS35649-2382	RRC271TYPE2CLASS3, (81349)..... ..NUT, PLAIN, HEXAGON	48
11	PAOZZ		96906	MS35338-46	..WASHER, LOCK	48
12	PAOZZ	5310012805796	96906	MS27183-57	..WASHER, FLAT	48
13	PAOZZ	5305007252317	80204	B1821BH038C150N	..SCREW, CAP, HEXAGON H.....	48
14	PAOZA	4730004025955	96906	MS27023-19	..COUPLING HALF, QUICK	1
15	PCOZZ		97403	13228E1827-5	..GASKET, FLANGE, ARCTI	4
16	PAOZZ	4730009836789	96906	MS27027-19	..COUPLING HALF, QUICK REMOVE AND..... DISCARD STANDARD GASKET	2
17	XBOZZ		97403	13228E1846	..TEE, FLANGE	1
18	PAOOO		41592	235RF-0300 AVAC	..VALVE, GATE	1
19	XBOZZ		41592	235RF-03082P	...PACKING, RING	3

END OF FIGURE

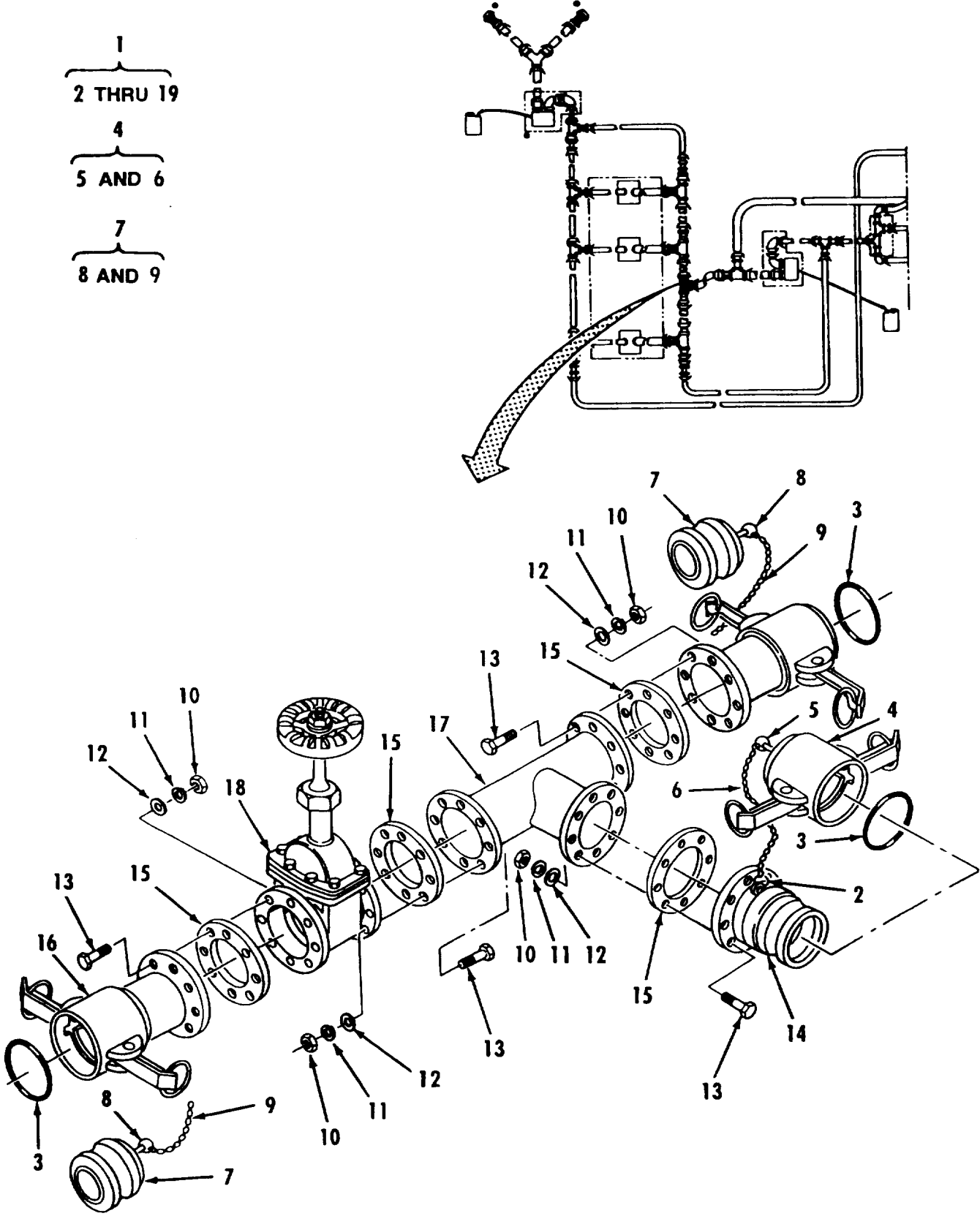


Figure 26. 6 Inch Fueling Manifold With One Valve (Sheet 1 of 2).

18
┌
19

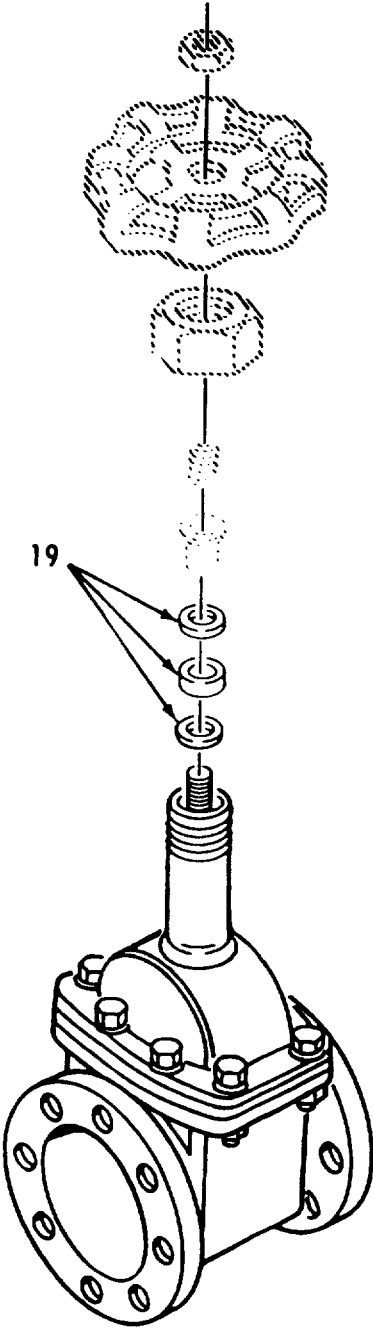


Figure 26. 6 Inch Fueling Manifold With One Valve (Sheet 2 of 2).

SECTION II

TM10-4930-241-23P

(1) ITEM NO	(2) SMR CODE	(3) NSN	(4) CAGEC	(5) PART NUMBER	(6) DESCRIPTION AND USABLE ON CODES (UOC)	(7) QTY
					GROUP 01 MODULE, ARCTIC FUEL SYSTEM SUPPLY POINT (AFSSP)	
					FIG. 26 6 INCH FUELING MANIFOLD WITH ONE VALVE	
1	AOOOO		97403	13228E1843	..MANIFOLD, FUELING	1
2	XBOZZ	5340011778975	39428	90177A218	..HOLDER, KEY	1
3	PCOZZ		97403	13228E1768-10	..GASKET	3
4	PAOOZ	4730000644435	96906	MS27028-19	..CAP, QUICK DISCONNEC REMOVE AND	1
					DISCARD STANDARD GASKET.	
5	XBOZZ	5340011778975	39428	90177A218	... HOLDER, KEY	1
6	MOOZZ		19099	CHAIN-19L	... CHAIN MAKE FROM P/N	1
					RRC271TYPE2CLASS3, (81349).....	
7	PAOOA	4730000644434	96906	MS27029-19	..PLUG, QUICK DISCONNEC	2
8	XBOZZ	5340011778975	39428	90177A218	...HOLDER, KEY	1
9	MOOZZ		19099	CHAIN-19L	...CHAIN MAKE FROM P/N	1
					RRC271TYPE2CLASS3, (81349).....	
10	PAOZZ	5310000563395	96906	MS35649-2382	..NUT, PLAIN, HEXAGON	48
11	PAOZZ		96906	MS35338-46	..WASHER, LOCK	48
12	PAOZZ	5310012805796	96906	MS27183-57	..WASHER, FLAT	48
13	PAOZZ	5305007252317	80204	B1821BH038C150N	..SCREW, CAP, HEXAGON H	48
14	PAOZA	4730004025955	96906	MS27023-19	..COUPLING HALF, QUICK	1
15	PCOZZ		97403	13228E1827-5	..GASKET, FLANGE, ARCT1	4
16	PAOZZ	4730009836789	96906	MS27027-19	..COUPLING HALF, QUICK REMOVE AND.....	2
					DISCARD STANDARD GASKET	
17	XBOZZ		97403	13228E1846	..TEE, FLANGE	1
18	PAOOO		41592	235RF-0300 AVAC	..VALVE, GATE	1
19	XBOZZ		41592	235RF-03082P	... PACKING, RING	3

END OF FIGURE

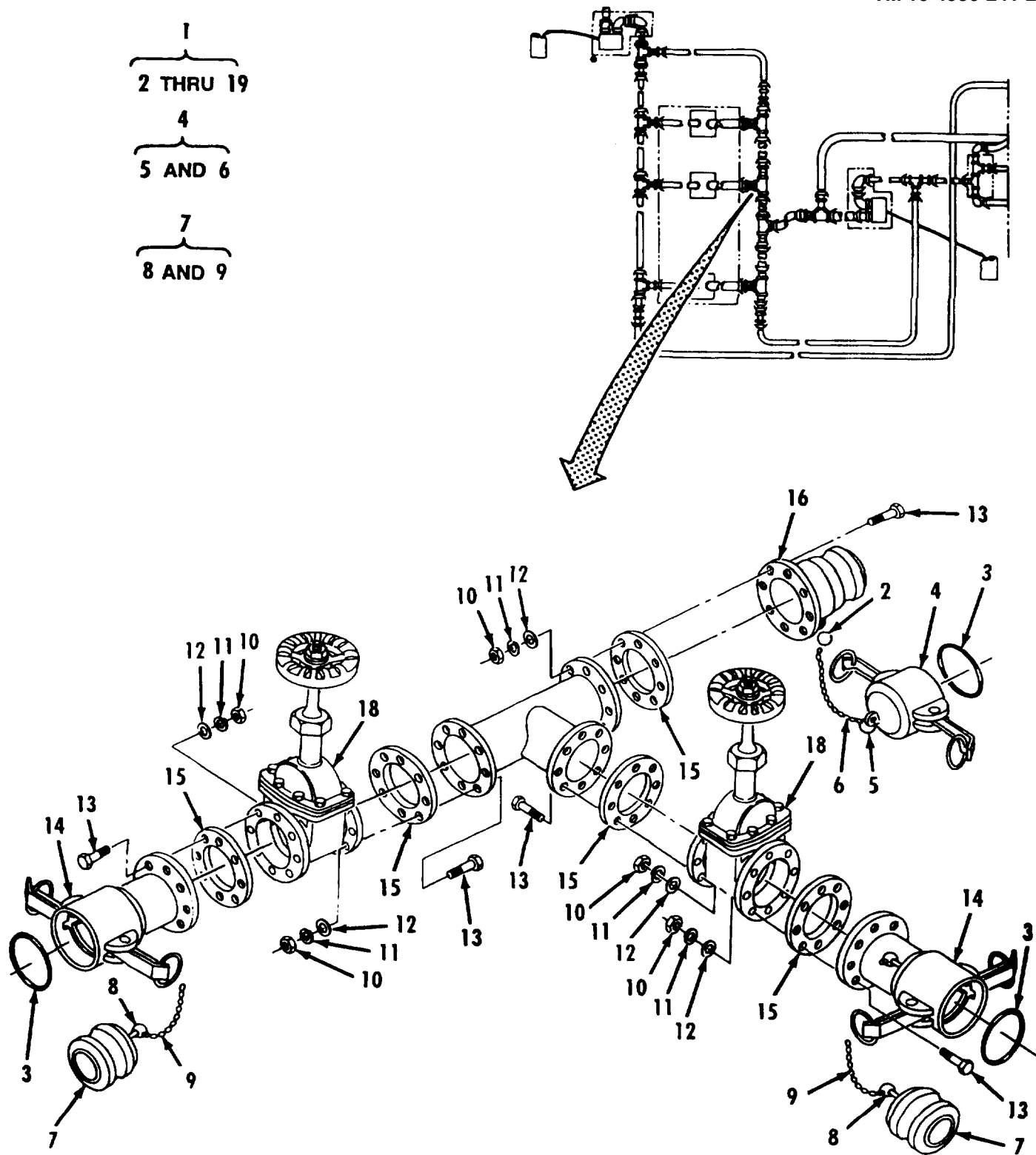


Figure 27. 6 Inch Fueling Manifold With Two Valves (Sheet 1 of 2).

18
┌
19

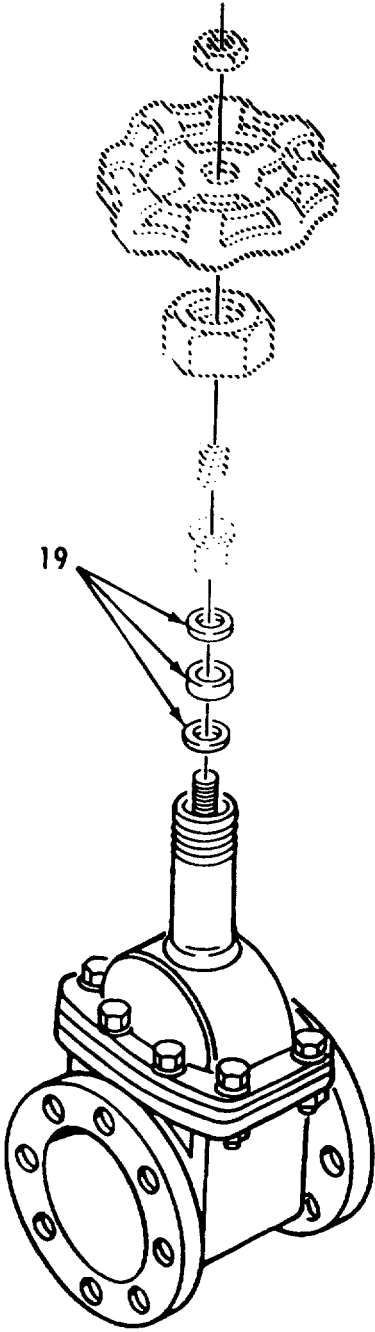


Figure 27. 6 Inch Fueling Manifold With Two Valves (Sheet 2 of 2).

SECTION II

TM10-4930-241-23P

(1) ITEM NO	(2) SMR CODE	(3) NSN	(4) CAGEC	(5) PART NUMBER	(6) DESCRIPTION AND USABLE ON CODES (UOC)	(7) QTY
					GROUP 01	MODULE, ARCTIC FUEL SYSTEM SUPPLY POINT (AFSSP)
					FIG. 27	6 INCH FUELING MANIFOLD WITH TWO VALVES
1	AOOOO		97403	13228E1859	..MANIFOLD, FUELING	1
2	XBOZZ	5340011778975	39428	90177A218	..HOLDER, KEY	1
12	PAOZZ	5310012805796	96906	MS27183-57	..WASHER, FLAT	60
3	PCOZZ		97403	13228E1768-10	..GASKET	3
4	PAOOZ	4730000644435	96906	MS27028-19	..CAP, QUICK DISCONNEC REMOVE AND.....	1
					DISCARD STANDARD GASKET	
5	XBOZZ	5340011778975	39428	90177A218	...HOLDER, KEY	1
6	MOOZZ		19099	CHAIN-19L	... CHAIN MAKE FROM P/N	1
					RRC271TYPE2CLASS3, (81349).....	
7	PAOOA	4730000644434	96906	MS27029-19	..PLUG, QUICK DISCONNEN	2
8	XBOZZ	5340011778975	39428	90177A218	...HOLDER, KEY	1
9	MOOZZ		19099	CHAIN-19L	...CHAIN MAKE FROM P/N	1
					RRC271TYPE2CLASS3, (81349).....	
10	PAOZZ	5310000563395	96906	MS35649-2382	..NUT, PLAIN, HEXAGON	60
11	PAOZZ		96906	MS35338-46	..WASHER, LOCK	60
13	PAOZZ	5305007252317	80204	B1821BH038C150N	..SCREW, CAP, HEXAGON H	60
14	PAOZZ	4730009836789	96906	MS27027-19	..COUPLING HALF, QUICK REMOVE AND.....	2
					DISCARD STANDARD GASKET.	
15	PCOZZ		97403	13228E1827-5	..GASKET, FLANGE, ARCT1	5
16	PAOZA	4730004025955	96906	MS27023-19	..COUPLING HALF, QUICK	1
17	XBOZZ		97403	13228E1846	..TEE FLANGE	1
18	XBOOO		41592	235RF-0300 AVAC	..VALVE, GATE	2
19	XBOZZ		41592	235RF-03082P	...PACKING, RING	3

END OF FIGURE

18
┌
19

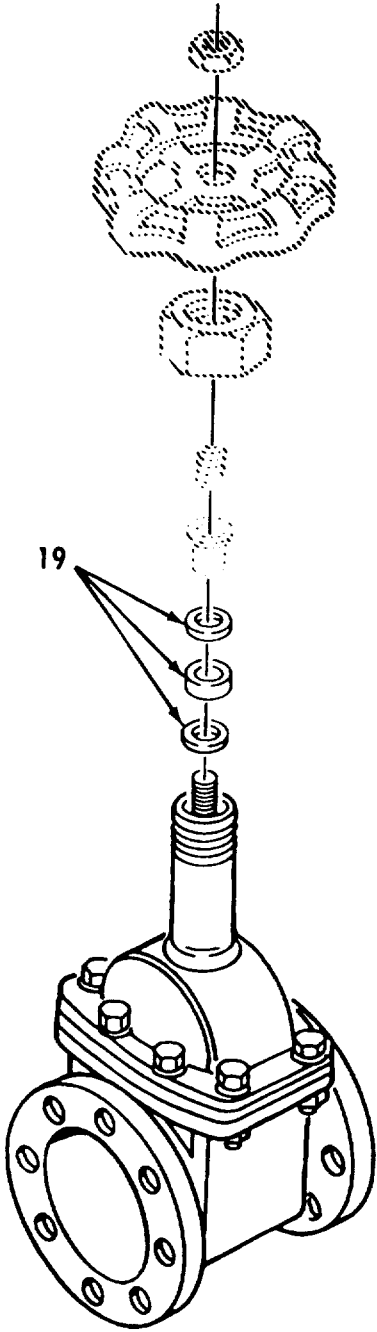


Figure 28. 6 Inch Fueling Manifold With One Valve (Sheet 2 of 2).

SECTION II

TM10-4930-241-23P

(1) ITEM NO	(2) SMR CODE	(3) NSN	(4) CAGEC	(5) PART NUMBER	(6) DESCRIPTION AND USABLE ON CODES (UOC)	(7) QTY
					GROUP 01 MODULE, ARCTIC FUEL SYSTEM SUPPLY POINT (AFSSP)	
					FIG. 28 6 INCH FUELING MANIFOLD WITH ONE VALVE	
1	AOOOO		97403	13228E1854	..MANIFOLD, FUELING	1
2	XBOZZ	5340011778975	39428	90177A218	..HOLDER, KEY	1
3	PCOZZ		97403	13228E1768-10	..GASKET	3
4	PAOOZ	4730000644435	96906	MS27028-19	..CAP, QUICK DISCONNEC REMOVE AND..... DISCARD STANDARD GASKET.	1
5	XBOZZ	5340011778975	39428	90177A218	... HOLDER, KEY	1
6	MOOZZ		19099	CHAIN-19L	... CHAIN MAKE FROM P/N	1
7	PAOOA	4730000644434	96906	MS27029-19	RRC271TYPE2CLASS3, (81349)..... ..PLUG, QUICK DISCONNEC	2
8	XBOZZ	5340011778975	39428	90177A218	... HOLDER, KEY	1
9	MOOZZ		19099	CHAIN-19L	... CHAIN MAKE FROM P/N	1
10	PAOZZ	5310000563395	96906	MS35649-2382	RRC271TYPE2CLASS3, (81349)..... ..NUT, PLAIN, HEXAGON	48
11	PAOZZ		96906	MS35338-46	..WASHER, LOCK	48
12	PAOZZ	5310012805796	96906	MS27183-57	..WASHER, FLAT	48
13	PAOZZ	5305007252317	80204	B1821BH038C150N	..SCREW, CAP, HEXAGON H	48
14	PAOZZ	4730009836789	96906	MS27027-19	..COUPLING HALF, QUICK REMOVE AND	2
					DISCARD STANDARD GASKET	
15	PCOZZ		97403	13228E1827-5	..GASKET, FLANGE, ARCT1	4
16	PAOZA	4730004025955	96906	MS27023-19	..COUPLING HALF, QUICK	1
17	XBOZZ		97403	13228E1846	..TEE FLANGE	1
18	PAOOO		41592	235RF-0300 AVAC	..VALVE, GATE	1
19	XBOZZ		41592	235RF-03082P	... PACKING, GLAND	1

END OF FIGURE

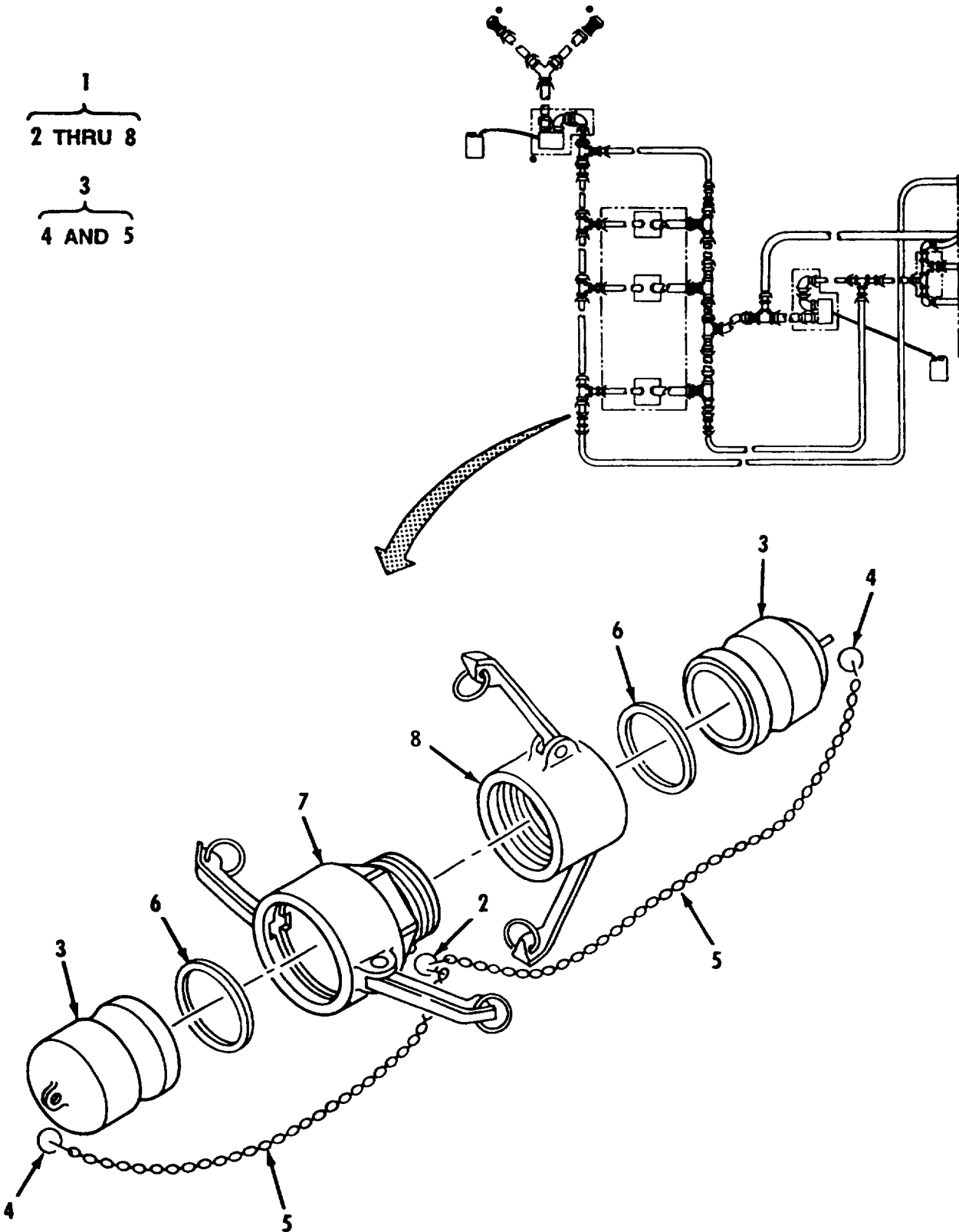


Figure 29. 4 Inch Female Adapter.

(1) ITEM NO	(2) SMR CODE	(3) NSN	(4) CAGEC	(5) PART NUMBER	(6) DESCRIPTION AND USABLE ON CODES (UOC)	(7) QTY
					GROUP 01 MODULE, ARCTIC FUEL SYSTEM SUPPLY POINT (AFSSP)	
					FIG. 29 4 INCH FEMALE ADAPTER	
1	AOOOO		97403	13228E1839	.ADAPTER, QUICK DISCO	1
2	XBOZZ	5340011778975	39428	90177A218	..HOLDER, KEY	1
3	PAOOZ	4730006406188	96906	MS27029-17	..PLUG, QUICK DISCONNE	2
4	XBOZZ	5340011778975	39428	90177A218	...HOLDER, KEY	1
5	MOOZZ		19099	CHAIN-19L	... CHAIN MAKE FROM P/N	1
					RRC271TYPE2CLASS3, (81349).....	
6	PCOZZ		97403	13228E1768-9	..GASKET, COUPLING	2
7	PAOZZ	4730000889286	96906	MS27024-17	..COUPLING HALF, QUICK REMOVE AND.....	1
					DISCARD STANDARD GASKET.	
8	PAOZZ	4730006499118	96906	MS27026-17	..COUPLING HALF, QUICK REMOVE AND	1
					DISCARD STANDARD GASKET	
9	MOOZZ		19099	CHAIN-19L	... CHAIN MAKE FROM P/N	1
					RRC271TYPE2CLASS3, (81349).....	

END OF FIGURE

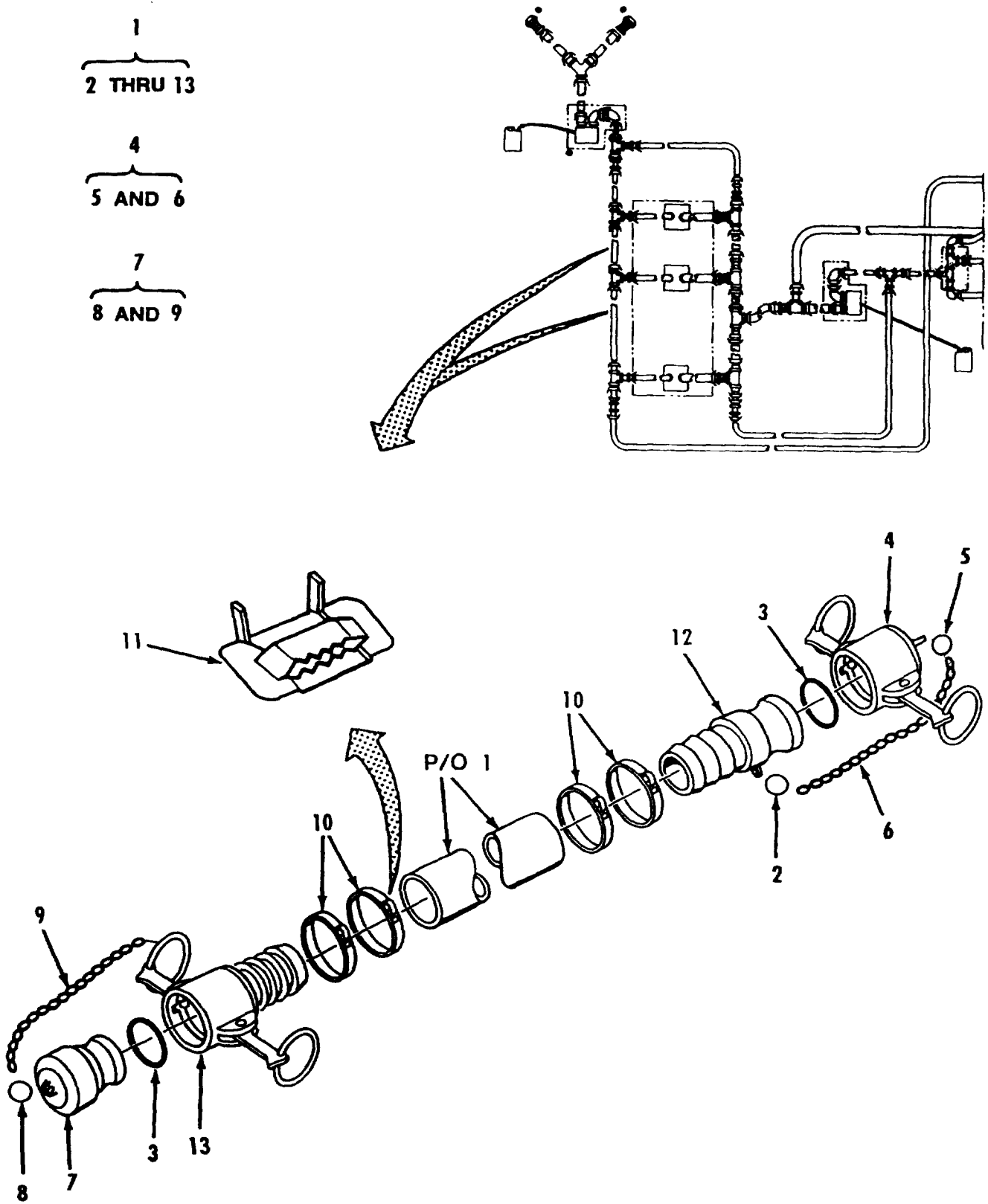


Figure 30. 4 Inch Hose Assy (20 Foot).

SECTION II

TM 10-4930-241-23P

(1) ITEM NO	(2) SMR CODE	(3) NSN	(4) CAGEC	(5) PART NUMBER	(6) DESCRIPTION AND USABLE ON CODES (UOC)	(7) QTY
GROUP 01 MODULE, ARCTIC FUEL SYSTEM SUPPLY POINT (AFSSP)						
FIG. 30 4 INCH HOSE ASSY (20 FOOT)						
1	PCOOO		81349	M53095-03G20	..HOSE ASSEMBLY.....	4
2	XBOZZ	5340011778975	39428	90177A218	..HOLDER, KEY	1
3	PCOZZ		97403	13228E1768-9	..GASKET	2
4	PAOOZ	4730006406156	96906	MS27028-17	..CAP,QUICK DISCONNED REMOVE AND DISCARD STANDARD GASKET	1
5	XBOZZ	5340011778975	39428	90177A218	...HOLDER,KEY	1
6	MOOZZ		19099	CHAIN-19L	...CHAIN MAKE FROM P/N RRC271TYPE2CLASS3, (81349).....	1
7	PAOOZ	4730006406188	96906	MS27029-17	..PLUG,QUICK DISCONNED	1
8	XBOZZ	5340011778975	39428	90177A218	...HOLDER,KEY	1
9	MOOZZ		19099	CHAIN-19L	...CHAIN MAKE FROM P/N RRC271TYPE2CLASS3, (81349).....	1
10	MOOZZ		19099	STRAP .75-32 IN	..STRAPPING MAKE FROM P/N C206, (70847)	4
11	PAOZZ	5340002447327	70847	C256	..SEAL,STRAPPING	4
12	XBOZZ	4730006497388	96906	MS27021-17	..COUPLING HALF,QUICK	1
13	XBOZZ	4730012359769	96906	MS27025-17	..COUPLING HALF,QUICK REMOVE AND DISCARD STANDARD GASKET	1

END OF FIGURE

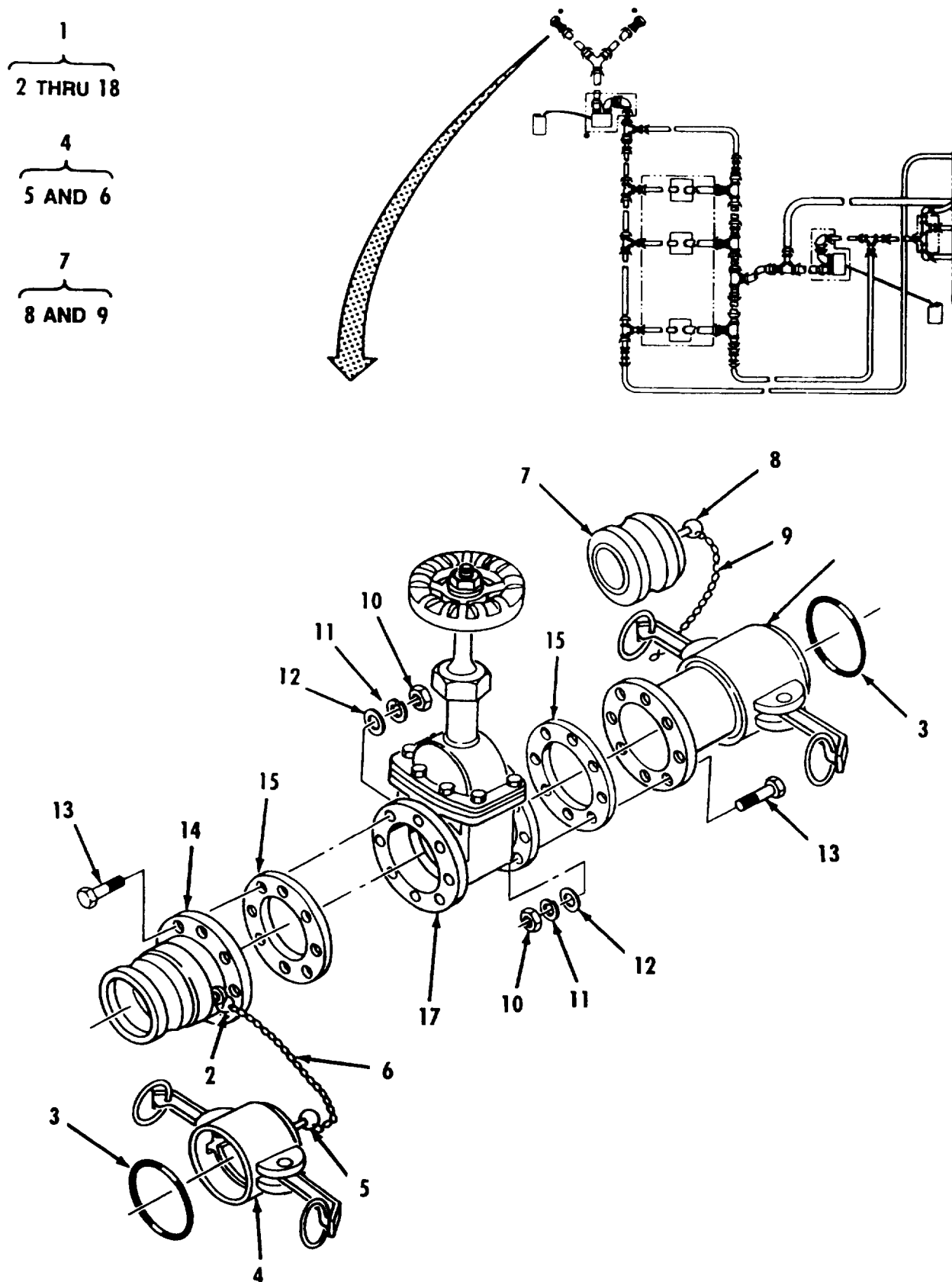


Figure 31. 6 Inch Valve Section, Pipeline (Sheet 1 of 2).

SECTION II

TM 10-4930-241-23P

(1) ITEM NO	(2) SMR CODE	(3) NSN	(4) CAGEC	(5) PART NUMBER	(6) DESCRIPTION AND USABLE ON CODES (UOC)	(7) QTY
					GROUP 01 MODULE, ARCTIC FUEL SYSTEM SUPPLY POINT (AFSSP)	
					FIG. 31 6 INCH VALVE SECTION, PIPELINE	
1	AOOOO		97403	13228E1815	..VALVE SECTION, PIPE	2
2	XBOZZ	5340011778975	39428	90177A218	..HOLDER, KEY	1
3	PCOZZ		97403	13228E1768-10	..GASKET	2
4	PAOOZ	4730000644435	96906	MS27028-19	..CAP, QUICK DISCONNec REMOVE AND DISCARD STANDARD GASKET	1
5	XBOZZ	5340011778975	39428	90177A218	...HOLDER, KEY	1
6	MOOZZ		19099	CHAIN-19L	...CHAIN MAKE FROM P/N RRC271TYPE2CLASS3, (81349).....	1
7	PAOOA	4730000644434	96906	MS27029-19	..PLUG, QUICK DISCONNec	1
8	XBOZZ	5340011778975	39428	90177A218	...HOLDER, KEY	1
10	PAOZZ	5310000563395	96906	MS35649-2382	..NUT, PLAIN, HEXAGON	24
11	PAOZZ		96906	MS35338-46	..WASHER, LOCK	24
12	PAOZZ	5310012805796	96906	MS27183-57	..WASHER, FLAT	24
13	PAOZZ	5305007252317	80204	B1821BH038C150N	..SCREW, CAP, HEXAGON H	24
14	PAOZA	4730004025955	96906	MS27023-19	..COUPLING HALF, QUICK	1
15	PCOZZ		97403	13228E1827-5	..GASKET, FLANGE, ARCT1	2
16	PAOZZ	4730009836789	96906	MS27027-19	..COUPLING HALF, QUICK REMOVE AND DISCARD STANDARD GASKET	1
17	PAOOO		41592	235RF-0300 AVAC	..VALVE, GATE	1
18	XBOZZ		41592	235RF-03082P	...PACKING, RING	3

END OF FIGURE

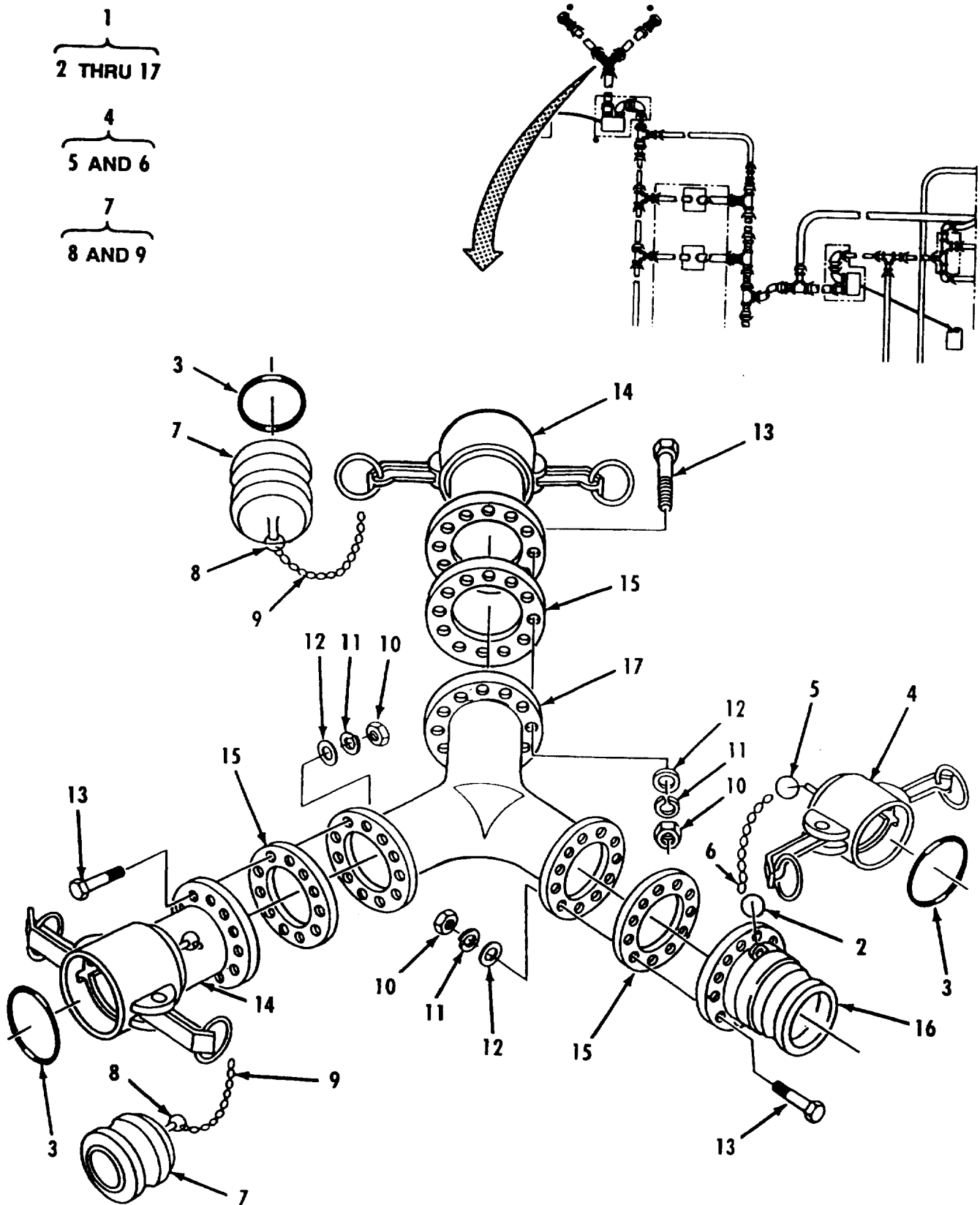


Figure 32. Wye Assembly, 6 Inch Male by 6 Inch Female by 6 Inch Female.

SECTION II

TM 10-4930-241-23P

(1) ITEM NO	(2) SMR CODE	(3) NSN	(4) CAGEC	(5) PART NUMBER	(6) DESCRIPTION AND USABLE ON CODES (UOC)	(7) QTY
					GROUP 01 MODULE, ARCTIC FUEL SYSTEM SUPPLY POINT (AFSSP)	
					FIG. 32 WYE ASSEMBLY, 6 INCH MALE BY 6 INCH FEMALE BY 6 INCH FEMALE	
1	AOOOO			97403 13228E1847	..WYE ASSEMBLY, QUICK	1
2	XBOZZ	5340011778975	39428	90177A218	..HOLDER, KEY	1
3	PCOZZ			97403 13228E1768-10	..GASKET	3
4	PAOOZ	4730000644435	96906	MS27028-19	..CAP, QUICK DISCONNED REMOVE AND DISCARD STANDARD GASKET	1
5	XBOZZ	5340011778975	39428	90177A218	..HOLDER, KEY	1
6	MOOZZ			19099 CHAIN-19L	..CHAIN MAKE FROM P/N RRC271TYPE2CLASS3, (81349).....	1
7	PAOOA	4730000644434	96906	MS27029-19	..PLUG, QUICK DISCONNED	2
8	XBOZZ	5340011778975	39428	90177A218	..HOLDER, KEY	1
9	MOOZZ			19099 CHAIN-19L	..CHAIN MAKE FROM P/N RRC271TYPE2CLASS3, (81349).....	1
10	PAOZZ	5310000563395	96906	MS35649-2382	..NUT, PLAIN, HEXAGON	36
11	PAOZZ			96906 MS35338-46	..WASHER, LOCK	36
12	PAOZZ	5310012805796	96906	MS27183-57	..WASHER, FLAT	36
13	PAOZZ	5305007252317	80204	B1821BH038C150N	..SCREW, CAP, HEXAGON H	36
14	PAOZZ	4730009836789	96906	MS27027-19	..COUPLING HALF, QUICK REMOVE AND DISCARD STANDARD GASKET	2
15	PCOZZ			97403 13228E1827-5	..GASKET, FLANGE, ARCTI	3
16	PAOZA	4730004025955	96906	MS27023-19	..COUPLING HALF, QUICK	1
17	XBOZZ			96906 MS39336-5	..WYE, CONNECTOR	1

END OF FIGURE

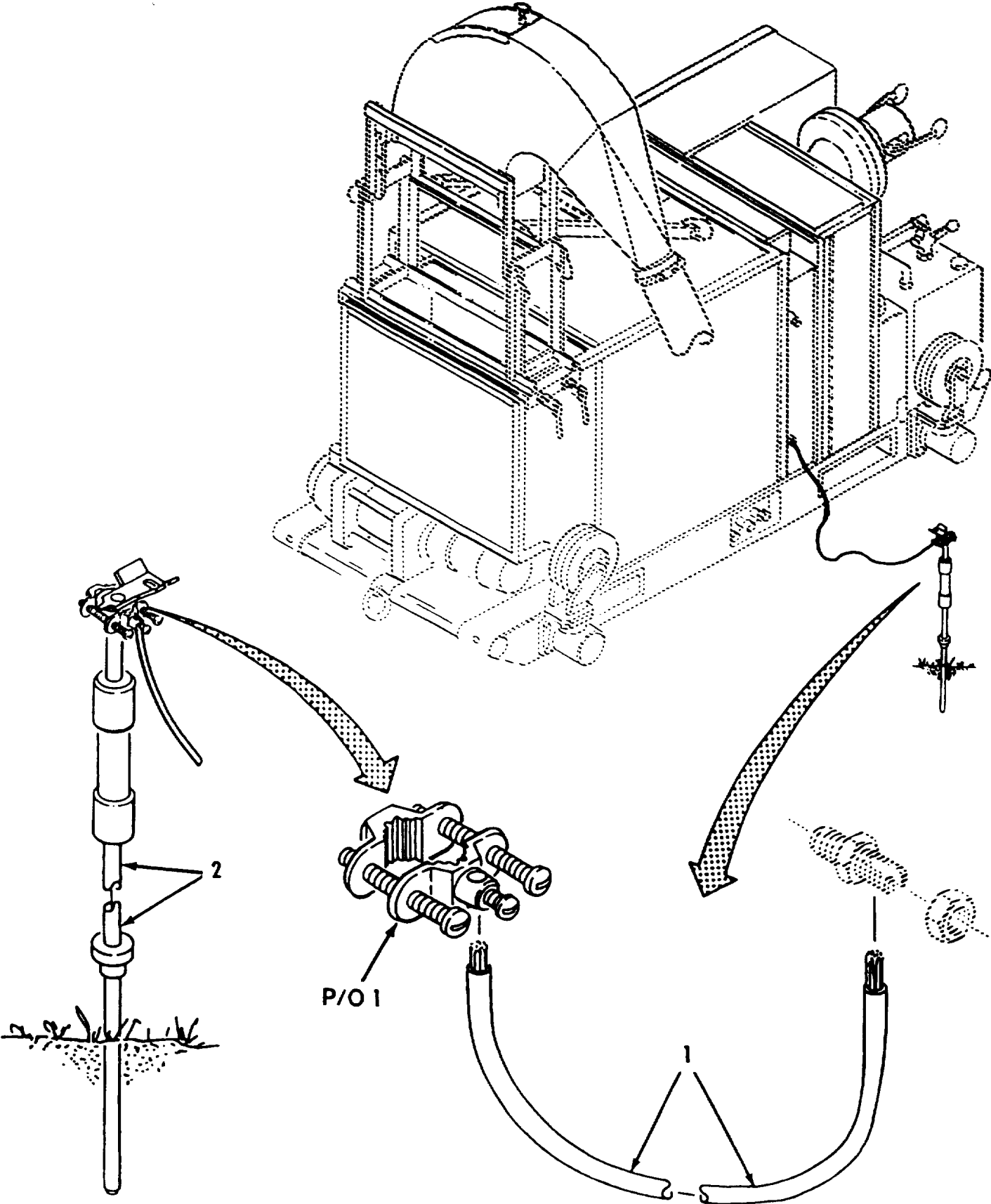


Figure 33. Ground Clamp and Rod.

SECTION II

TM 10-4930-241-23P

(1) ITEM NO	(2) SMR CODE	(3) NSN	(4) CAGEC	(5) PART NUMBER	(6) DESCRIPTION AND USABLE ON CODES (UOC)	(7) QTY
					GROUP 01 MODULE, ARCTIC FUEL SYSTEM SUPPLY POINT (AFSSP)	
					FIG. 33 GROUND CLAMP AND ROD	
1	PAOZZ	6150004833918	97403	13219E3930	.CABLE ASSEMBLY, POWE	2
2	PAOZZ	5975010505707	97403	13219E0462	.ROD, GROUND	11

END OF FIGURE

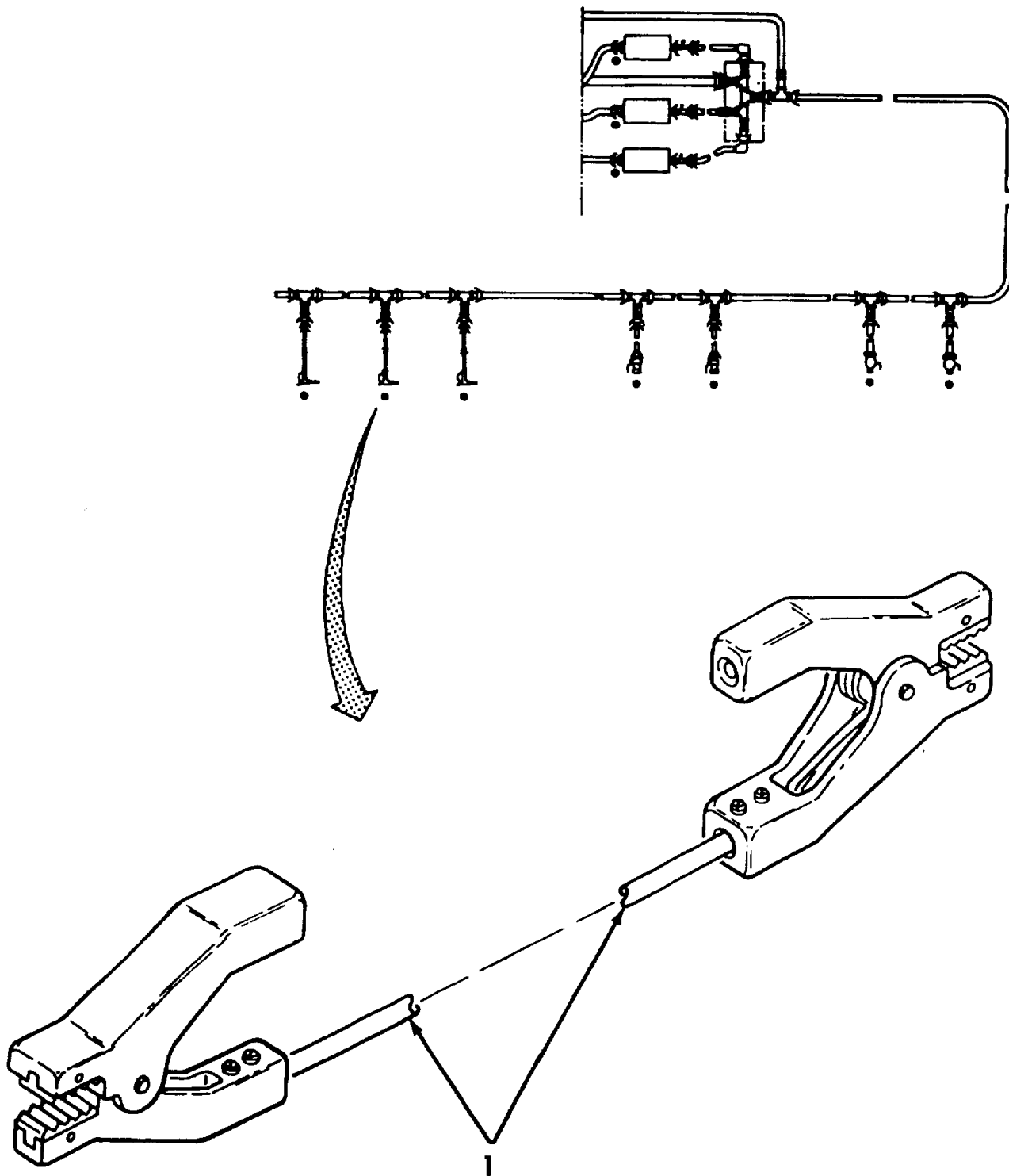


Figure 34. Ground Cable Assembly.

SECTION II

TM 10-4930-241-23P

(1) ITEM NO	(2) SMR CODE	(3) NSN	(4) CAGEC	(5) PART NUMBER	(6) DESCRIPTION AND USABLE ON CODES (UOC)	(7) QTY
					GROUP 01 MODULE, ARCTIC FUEL SYSTEM SUPPLY POINT (AFSSP)	
					FIG. 34 GROUND ASSEMBLY	
1	PAOZZ		97403	13220E1127-2	.CABLE, GROUND	6

END OF FIGURE

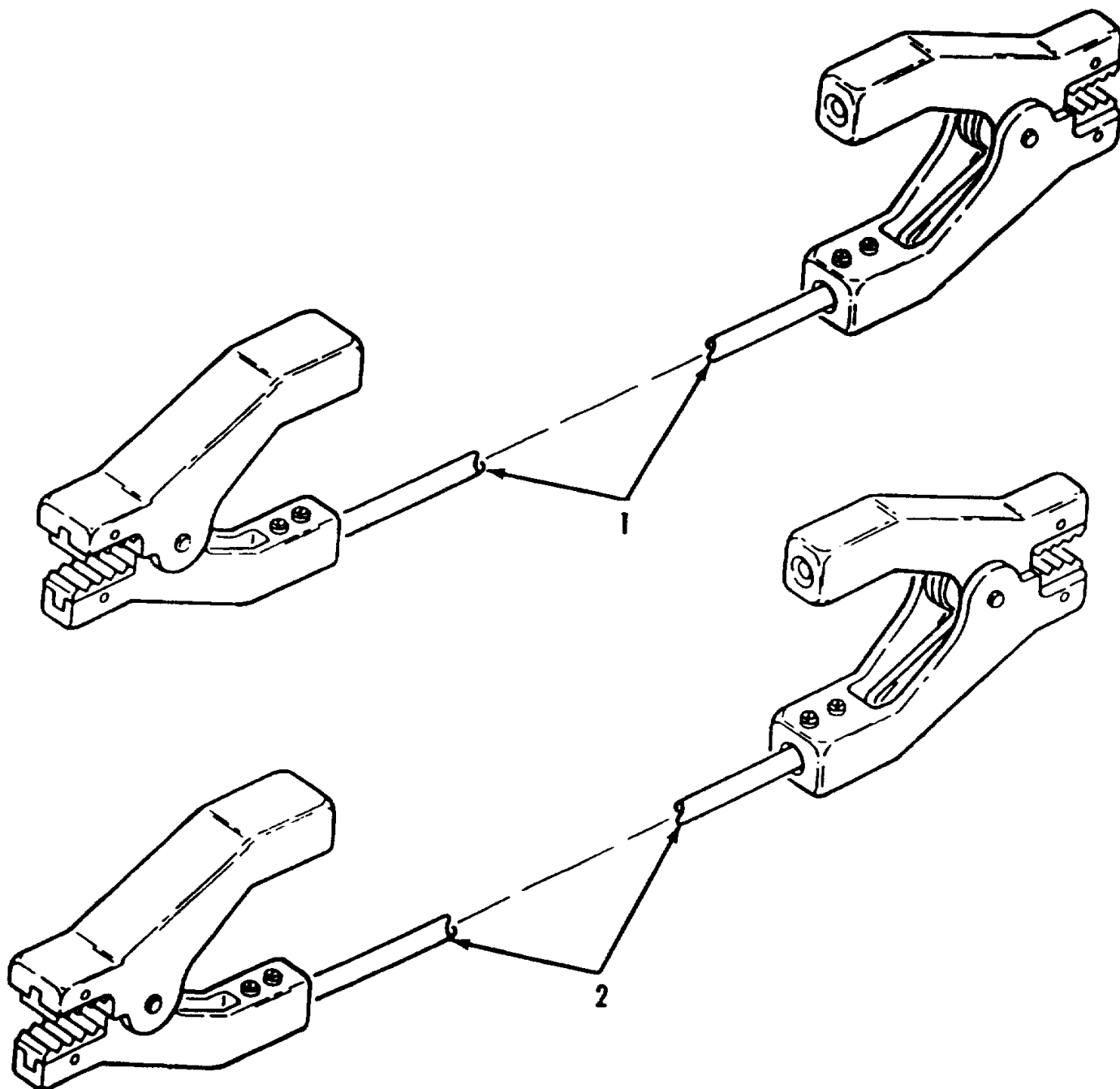


Figure 35. Accessory - Ground Cable Assemblies.

SECTION II

TM 10-4930-241-23P

(1) ITEM NO	(2) SMR CODE	(3) NSN	(4) CAGEC	(5) PART NUMBER	(6) DESCRIPTION AND USABLE ON CODES (UOC)	(7) QTY
					GROUP 01 MODULE, ARCTIC FUEL SYSTEM SUPPLY POINT (AFSSP)	
					FIG. 35 ACCESSORY - GROUND CABLE ASSEMBLIES	
1	PAOZZ	6150013924191	97403	13220E1127-1	.LEAD, ELECTRICAL	2
2	PAOZZ		97403	13220E1127-3	.CABLE, GROUND	2

END OF FIGURE

1
2 THRU 11

4
5 AND 6

7
8 AND 9

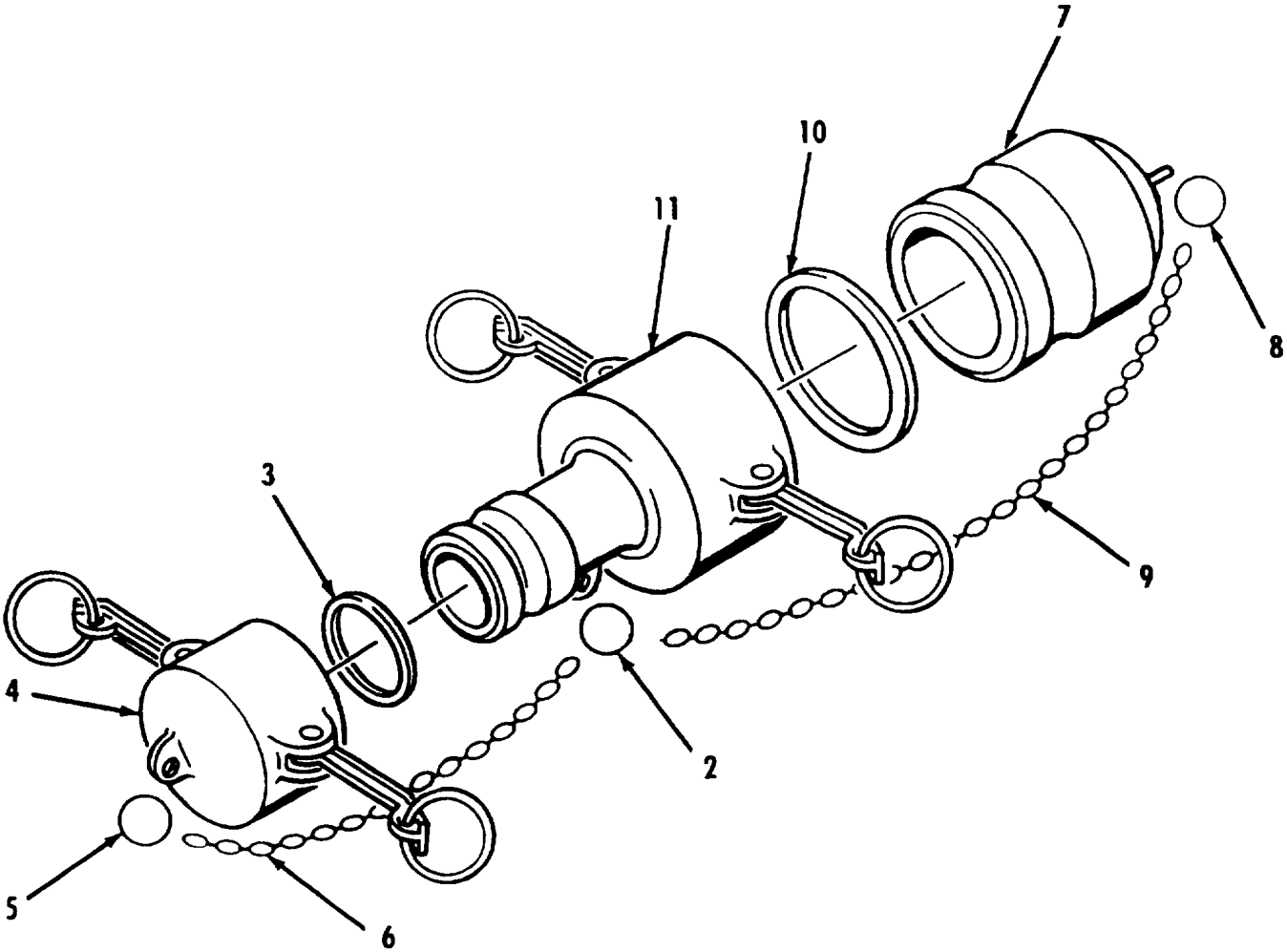


Figure 36. Accessory - Reducer 2 Inch Male by 3 Inch Female.

SECTION II

TM 10-4930-241-23P

(1) ITEM NO	(2) SMR CODE	(3) NSN	(4) CAGEC	(5) PART NUMBER	(6) DESCRIPTION AND USABLE ON CODES (UOC)	(7) QTY
					GROUP 01 MODULE, ARCTIC FUEL SYSTEM SUPPLY POINT (AFSSP)	
					FIG. 36 ACCESSORY - REDUCER 2 INCH MALE BY 3 INCH FEMALE	
1	AOOOO		97403	13228E1809	..REDUCER, QUICK DISCO	2
2	XBOZZ	5340011778975	39428	90177A218	..HOLDER, KEY	1
3	PCOZZ	5330014132126	97403	13228E1768-6	..GASKET	1
4	PAOOZ	4730006499100	96906	MS27028-11	..CAP, QUICK DISCONNEN REMOVE AND DISCARD STANDARD GASKET	1
5	XBOZZ	5340011778975	39428	90177A218	...HOLDER, KEY	1
6	MOOZZ		19099	CHAIN-19L	...CHAIN MAKE FROM P/N RRC271TYPE2CLASS3, (81349).....	1
7	PAOOZ	4730009290790	96906	MS27029-15	..PLUG, QUICK DISCONNEN	1
8	XBOZZ	5340011778975	39428	90177A218	...HOLDER, KEY	1
9	MOOZZ		19099	CHAIN-19L	...CHAIN MAKE FROM P/N RRC271TYPE2CLASS3, (81349).....	1
10	PCOZZ	5330013988739	97403	13228E1768-8	..GASKET	1
11	PAOOZ	4730009513294	96906	MS49000-3	..COUPLING HALF, QUICK REMOVE AND DISCARD STANDARD GASKET	1

END OF FIGURE

1
2 THRU 11

4
5 AND 6

7
8 AND 9

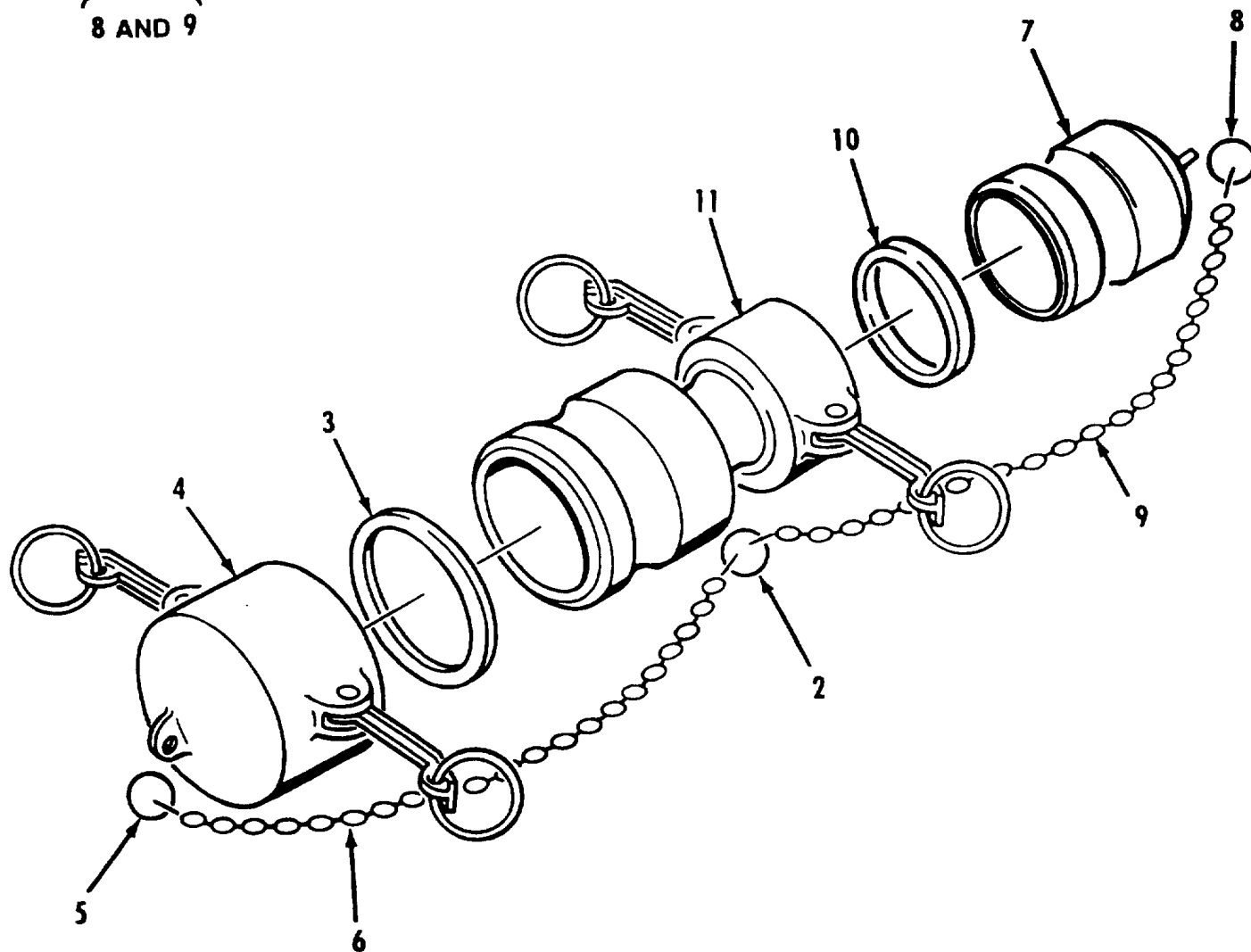


Figure 37. Accessory - Reducer 3 Inch Male by 2 Inch Female.

SECTION II

TM 10-4930-241-23P

(1) ITEM NO	(2) SMR CODE	(3) NSN	(4) CAGEC	(5) PART NUMBER	(6) DESCRIPTION AND USABLE ON CODES (UOC)	(7) QTY
					GROUP 01 MODULE, ARCTIC FUEL SYSTEM SUPPLY POINT (AFSSP)	
					FIG. 37 ACCESSORY - REDUCER 3 INCH MALE BY 2 INCH FEMALE	
1	AOOOO		97403	13228E1807	..REDUCER, QUICK DISCO	2
2	XBOZZ	5340011778975	39428	90177A218	..HOLDER, KEY	1
3	PCOZZ	5330013988739	97403	13228E1768-8	..GASKET	1
4	PAOOZ	4730009290787	96906	MS27028-15	..CAP, QUICK DISCONNEN REMOVE AND DISCARD STANDARD GASKET	1
5	XBOZZ	5340011778975	39428	90177A218	...HOLDER, KEY	1
6	MOOZZ		19099	CHAIN-19L	...CHAIN MAKE FROM P/N RRC271TYPE2CLASS3, (81349).....	1
7	PAOOZ	4730009155127	96906	MS27029-11	..PLUG, QUICK DISCONNEN	1
8	XBOZZ	5340011778975	39428	90177A218	...HOLDER, KEY	1
9	MOOZZ		19099	CHAIN-19L	...CHAIN MAKE FROM P/N RRC271TYPE2CLASS3, (81349).....	1
10	PCOZZ	5330014132126	97403	13228E1768-6	..GASKET	1
11	XBOZZ	4730009513297	96906	MS49000-11	..REDUCER, QUICK DISCO	1

END OF FIGURE

1
2 THRU 11

4
5 AND 6

7
8 AND 9

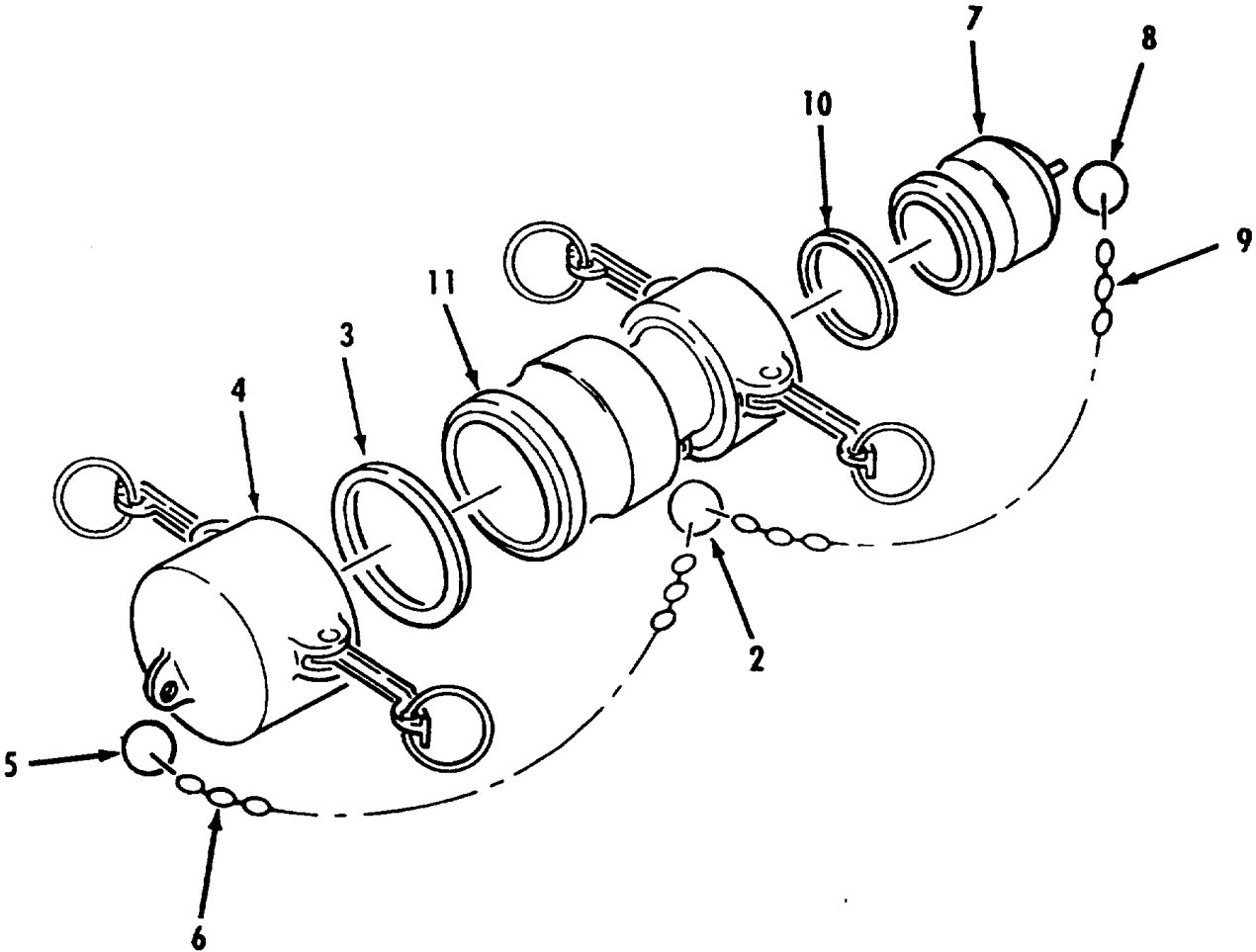


Figure 38. Accessory - Reducer 4 Inch Male by 2 Inch Female.

SECTION II

TM 10-4930-241-23P

(1) ITEM NO	(2) SMR CODE	(3) NSN	(4) CAGEC	(5) PART NUMBER	(6) DESCRIPTION AND USABLE ON CODES (UOC)	(7) QTY
					GROUP 01 MODULE, ARCTIC FUEL SYSTEM SUPPLY POINT (AFSSP)	
					FIG. 38 ACCESSORY - REDUCER 4 INCH MALE BY 2 INCH FEMALE	
1	AOOOO		97403	13228E1808	..REDUCER, QUICK DISCO	2
2	XBOZZ	5340011778975	39428	90177A218	..HOLDER, KEY	1
3	PCOZZ		97403	13228E1768-9	..GASKET	1
4	PAOOZ	4730006406156	96906	MS27028-17	..CAP, QUICK DISCONNec REMOVE AND DISCARD STANDARD GASKET	1
5	XBOZZ	5340011778975	39428	90177A218	...HOLDER, KEY	1
6	MOOZZ		19099	CHAIN-19L	...CHAIN MAKE FROM P/N RRC271TYPE2CLASS3, (81349).....	1
7	PAOOZ	4730009155127	96906	MS27029-11	..PLUG, QUICK DISCONNec	1
8	XBOZZ	5340011778975	39428	90177A218	...HOLDER, KEY	1
9	MOOZZ		19099	CHAIN-19L	...CHAIN MAKE FROM P/N RRC271TYPE2CLASS3, (81349).....	1
10	PCOZZ	5330014132126	97403	13228E1768-6	..GASKET	1
11	PAOOZ	4730011860821	96906	MS49000-19	..REDUCER, QUICK DISCO REMOVE AND DISCARD STANDARD GASKET	1

END OF FIGURE

- 1
- 2 THRU 13
- 4
- 5 AND 6
- 7
- 8 AND 9

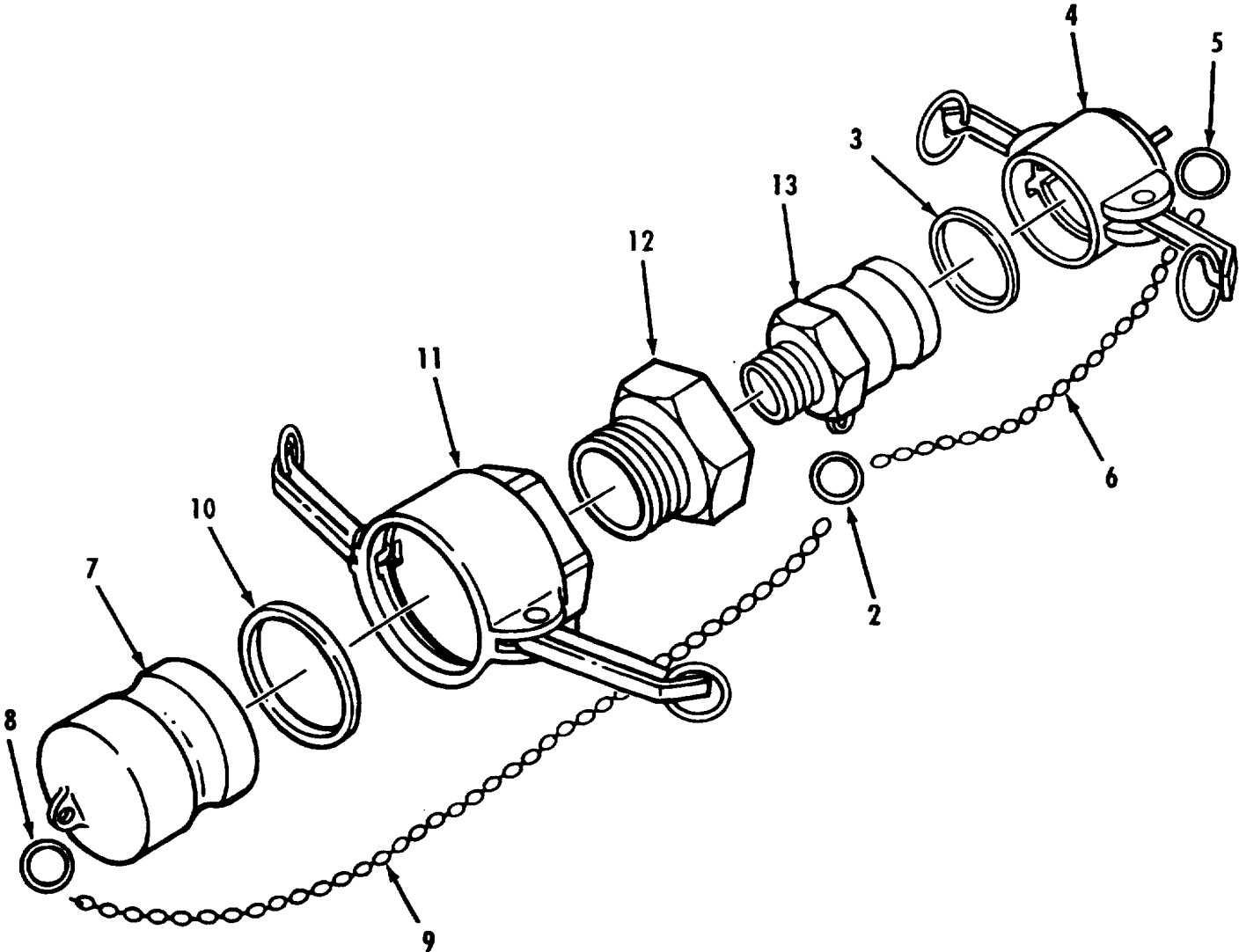


Figure 39. Accessory - Reducer 3 Inch Male by 6 Inch Female.

SECTION II

TM 10-4930-241-23P

(1) ITEM NO	(2) SMR CODE	(3) NSN	(4) CAGEC	(5) PART NUMBER	(6) DESCRIPTION AND USABLE ON CODES (UOC)	(7) QTY
					GROUP 01 MODULE, ARCTIC FUEL SYSTEM SUPPLY POINT (AFSSP)	
					FIG. 39 ACCESSORY - REDUCER 3 INCH MALE BY 6 INCH FEMALE	
1	AOOOO		97403	13228E1810	..REDUCER, QUICK DISCO	2
2	XBOZZ	5340011778975	39428	90177A218	..HOLDER, KEY	1
3	PCOZZ	5330013988739	97403	13228E1768-8	..GASKET	1
4	PAOOZ	4730009290787	96906	MS27028-15	..CAP, QUICK DISCONNEN REMOVE AND DISCARD STANDARD GASKET	1
5	XBOZZ	5340011778975	39428	90177A218	...HOLDER, KEY	1
6	MOOZZ		19099	CHAIN-19L	...CHAIN MAKE FROM P/N RRC271TYPE2CLASS3, (81349).....	1
7	PAOOA	4730000644434	96906	MS27029-19	..PLUG, QUICK DISCONNEN	1
8	XBOZZ	5340011778975	39428	90177A218	...HOLDER, KEY	1
9	MOOZZ		19099	CHAIN-19L	...CHAIN MAKE FROM P/N RRC271TYPE2CLASS3, (81349).....	1
10	PCOZZ		97403	13228E1768-10	..GASKET, COUPLING	1
11	PAOZZ	4730011860817	96906	MS27024-19	..COUPLING HALF, QUICK REMOVE AND DISCARD STANDARD GASKET	1
12	XBOZZ		39328	13230E3116	..BUSHING, REDUCING	1
13	PAOZZ	4730009513293	96906	MS49000-1	..REDUCER, QUICK DISCO	1

END OF FIGURE

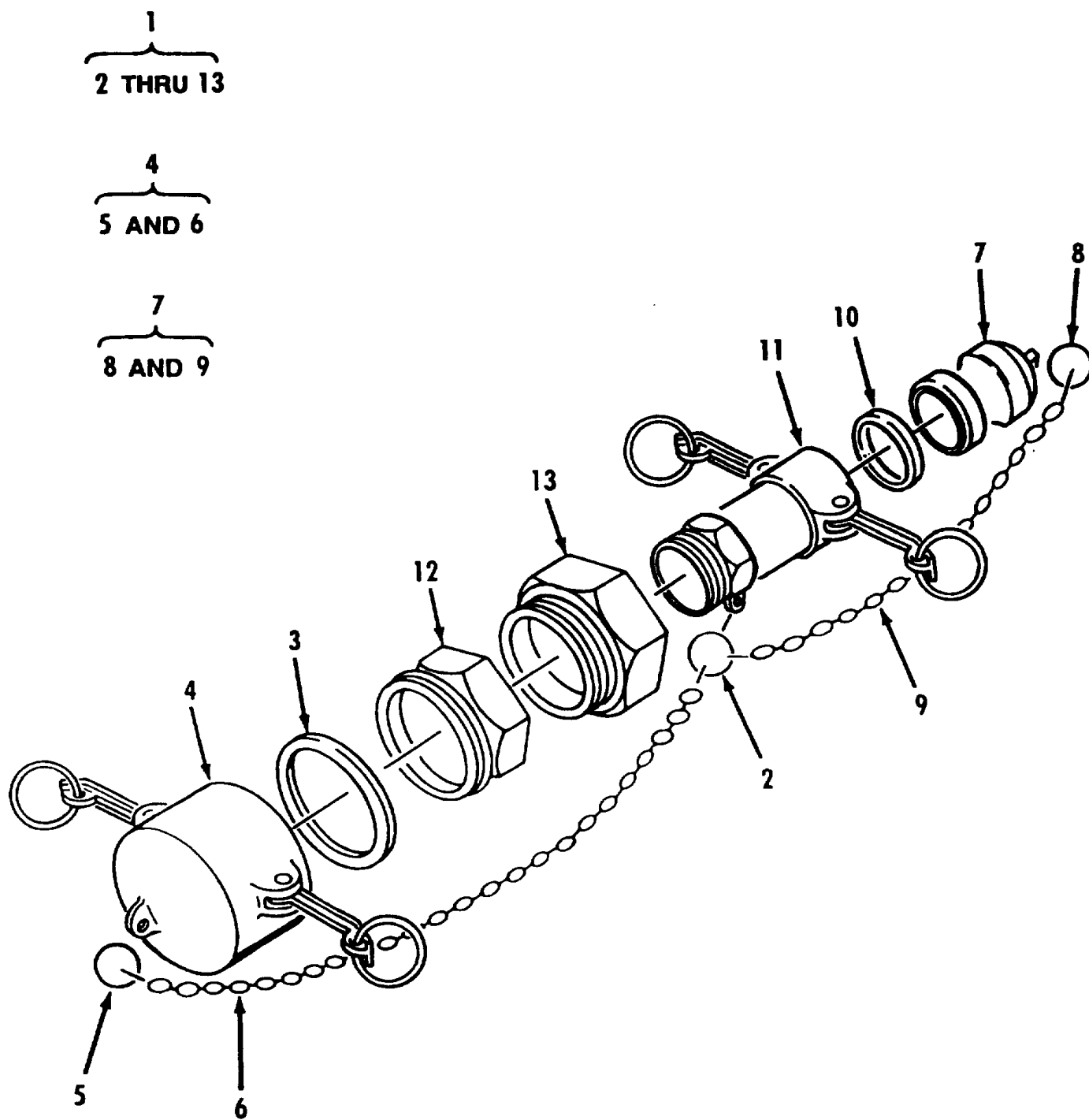


Figure 40. Accessory - Reducer 6 Inch Male by 2 Inch Female.

SECTION II

TM 10-4930-241-23P

(1) ITEM NO	(2) SMR CODE	(3) NSN	(4) CAGEC	(5) PART NUMBER	(6) DESCRIPTION AND USABLE ON CODES (UOC)	(7) QTY
					GROUP 01 MODULE, ARCTIC FUEL SYSTEM SUPPLY POINT (AFSSP)	
					FIG. 40 ACCESSORY - REDUCER 6 INCH MALE BY 2 INCH FEMALE	
1	AOOOO		97403	13228E1811	..REDUCER, QUICK DISCO	2
2	XBOZZ	5340011778975	39428	90177A218	..HOLDER, KEY	1
3	PCOZZ		97403	13228E1768-10	..GASKET	1
4	PAOOZ	4730000644435	96906	MS27028-19	..CAP, QUICK DISCONNED REMOVE AND DISCARD STANDARD GASKET	1
5	XBOZZ	5340011778975	39428	90177A218	...HOLDER, KEY	1
6	MOOZZ		19099	CHAIN-19L	...CHAIN MAKE FROM P/N RRC271TYPE2CLASS3, (81349).....	1
7	PAOOZ	4730009155127	96906	MS27029-11	..PLUG, QUICK DISCONNED	1
8	XBOZZ	5340011778975	39428	90177A218	...HOLDER, KEY	1
9	MOOZZ		19099	CHAIN-19L	...CHAIN MAKE FROM P/N RRC271TYPE2CLASS3, (81349)	1
10	PCOZZ	5330014132126	97403	13228E1768-6	..GASKET	1
11	PAOOZ	4730011739622	96906	MS49002-3	..REDUCER, QUICK DISCO REMOVE AND DISCARD STANDARD GASKET	1
12	XBOZZ		1G888	13228E1812	..REDUCER, PIPE	1
13	PAOOZ	4730011860815	96906	MS27020-19	..COUPLING HALF, QUICK	1

END OF FIGURE

1
┌───┐
2 THRU 11
3
┌───┐
4 AND 5
7
┌───┐
8 AND 9

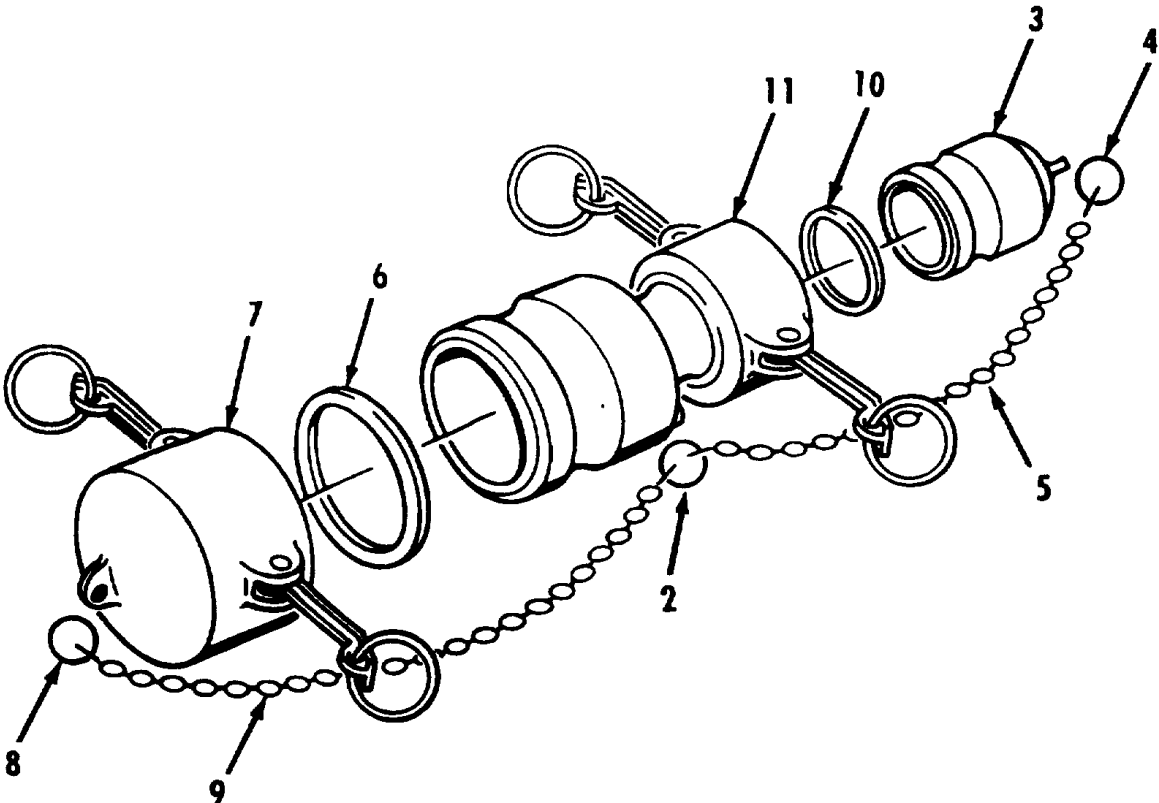


Figure 41. Accessory - Reducer 6 Inch Male by 4 Inch Female.

SECTION II

TM 10-4930-241-23P

(1) ITEM NO	(2) SMR CODE	(3) NSN	(4) CAGEC	(5) PART NUMBER	(6) DESCRIPTION AND USABLE ON CODES (UOC)	(7) QTY
					GROUP 01 MODULE, ARCTIC FUEL SYSTEM SUPPLY POINT (AFSSP)	
					FIG. 41 ACCESSORY - REDUCER 6 INCH MALE BY 4 INCH FEMALE	
1	AOOOO		97403	13228E1841	..REDUCER, QUICK DISCO	2
2	XBOZZ	5340011778975	39428	90177A218	..HOLDER, KEY	1
3	PAOOZ	4730006406188	96906	MS27029-17	..PLUG, QUICK DISCONNEN	1
4	XBOZZ	5340011778975	39428	90177A218	...HOLDER, KEY	1
6	PCOZZ		97403	13228E1768-10	..GASKET, COUPLING	1
7	PAOOZ	4730000644435	96906	MS27028-19	..CAP, QUICK DISCONNEN REMOVE AND DISCARD STANDARD GASKET	1
8	XBOZZ	5340011778975	39428	90177A218	...HOLDER, KEY	1
9	MOOZZ		19099	CHAIN-19L	...CHAIN MAKE FROM P/N RRC271TYPE2CLASS3, (81349).....	1
10	PCOZZ		97403	13228E1768-9	..GASKET	1
11	PAOZZ	4730000680393	96906	MS49000-23	..REDUCER, QUICK DISCO	1

END OF FIGURE

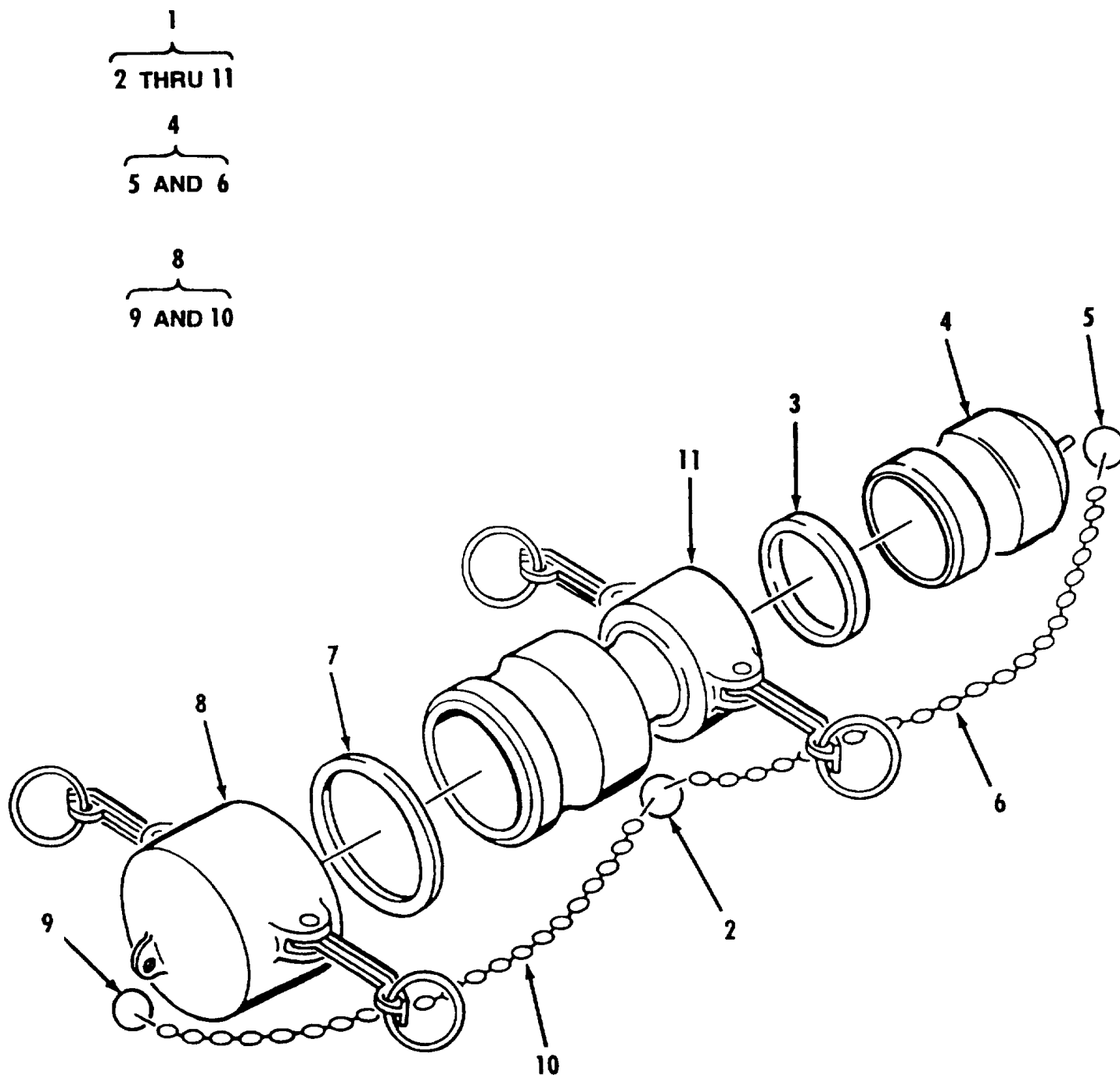


Figure 42. Accessory - Reducer 4 Inch Male by 3 Inch Female.

SECTION II

TM 10-4930-241-23P

(1) ITEM NO	(2) SMR CODE	(3) NSN	(4) CAGEC	(5) PART NUMBER	(6) DESCRIPTION AND USABLE ON CODES (UOC)	(7) QTY
					GROUP 01 MODULE, ARCTIC FUEL SYSTEM SUPPLY POINT (AFSSP)	
					FIG. 42 ACCESSORY - REDUCER 4 INCH MALE BY 3 INCH FEMALE	
1	AOOOO		97403	13228E1842	..REDUCER, QUICK DISCO	2
2	XBOZZ	5340011778975	39428	90177A218	..HOLDER, KEY	1
3	PCOZZ	5330013988739	97403	13228E1768-8	..GASKET	1
4	PAOOZ	4730009290790	96906	MS27029-15	..PLUG, QUICK DISCONN	1
5	XBOZZ	5340011778975	39428	90177A218	...HOLDER, KEY	1
6	MOOZZ		19099	CHAIN-19L	...CHAIN MAKE FROM P/N RRC271TYPE2CLASS3, (81349).....	1
7	PCOZZ		97403	13228E1768-9	..GASKET	1
8	PAOOZ	4730006406156	96906	MS27028-17	..CAP, QUICK DISCONN	1
9	XBUZZ	5340011778975	39428	90177A218	DISCARD STANDARD GASKET	1
10	MOOZZ		19099	CHAIN-19L	...HOLDER, KEY	1
11	PAOZZ	4730009513296	96906	MS49000-9	...CHAIN MAKE FROM P/N RRC271TYPE2CLASS3, (81349)..... ..REDUCER, QUICK DISCO REMOVE AND DISCARD STANDARD GASKET	1

END OF FIGURE

1
┌───┐
2 THRU 11

3
┌───┐
4 AND 5

9
┌───┐
10 AND 11

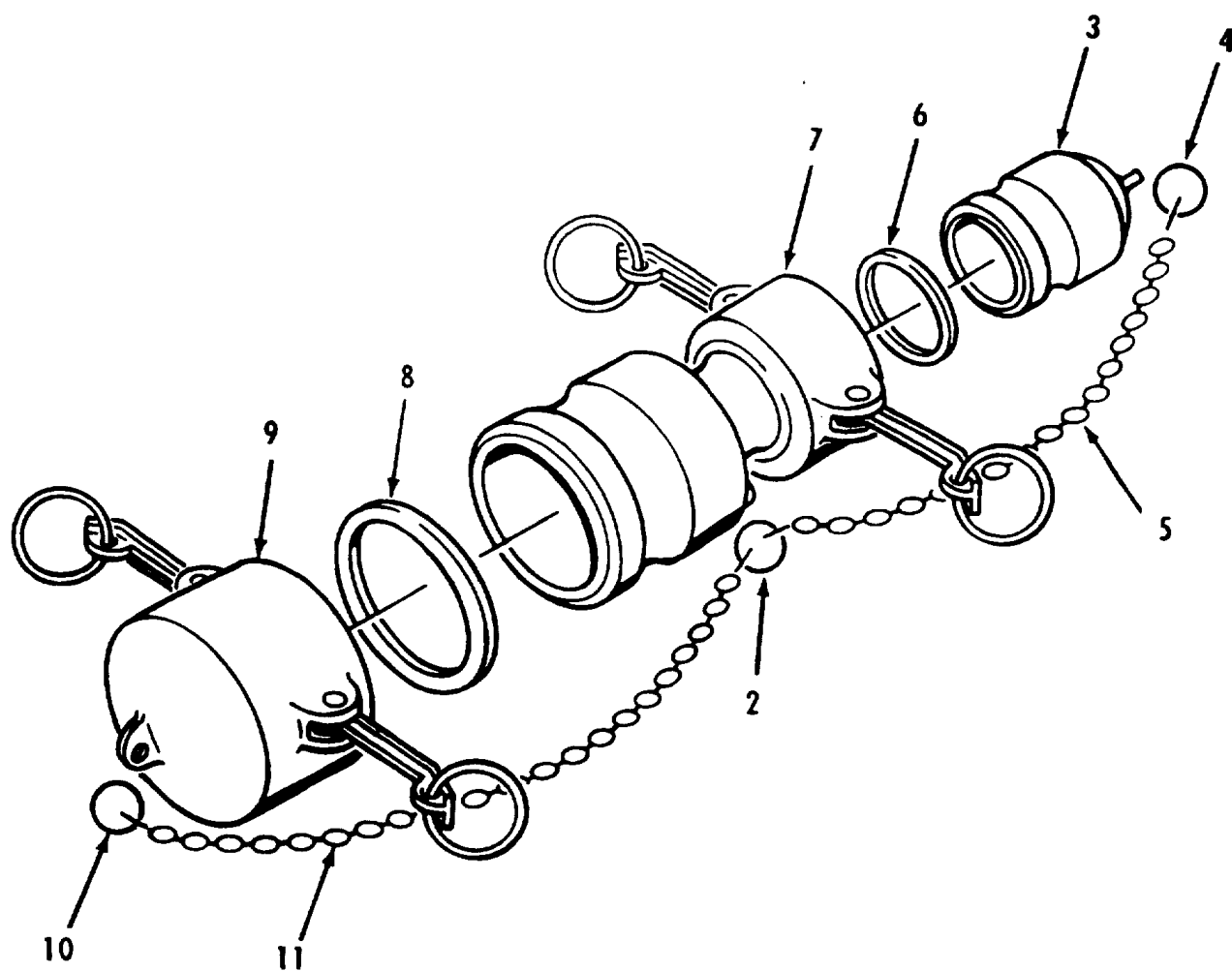


Figure 43. Accessory - Reducer 3 Inch Male by 4 Inch Female.

SECTION II

TM 10-4930-241-23P

(1) ITEM NO	(2) SMR CODE	(3) NSN	(4) CAGEC	(5) PART NUMBER	(6) DESCRIPTION AND USABLE ON CODES (UOC)	(7) QTY
					GROUP 01 MODULE, ARCTIC FUEL SYSTEM SUPPLY POINT (AFSSP)	
					FIG. 43 ACCESSORY - REDUCER 3 INCH MALE BY 4 INCH FEMALE	
1	AOOOO		97403	13228E1833	..REDUCER, QUICK DISCO	2
2	XBOZZ	5340011778975	39428	90177A218	..HOLDER, KEY	1
3	PAOOZ	4730006406188	96906	MS27029-17	..PLUG, QUICK DISCONNE	1
4	XBOZZ	5340011778975	39428	90177A218	...HOLDER, KEY	1
5	MOOZZ		19099	CHAIN-19L	...CHAIN MAKE FROM P/N RRC271TYPE2CLASS3, (81349).....	1
6	PCOZZ		97403	13228E1768-9	..GASKET	1
7	PAOZZ	4730009513293	96906	MS49000-1	..REDUCER, QUICK DISCO REMOVE AND DISCARD STANDARD GASKET	1
8	PCOZZ	5330013988739	97403	13228E1768-8	..GASKET	1
9	PAOOZ	4730009290787	96906	MS27028-15	..CAP, QUICK DISCONNED REMOVE AND DISCARD STANDARD GASKET	1
10	XBOZZ	5340011778975	39428	90177A218	...HOLDER, KEY	1
11	MOOZZ		19099	CHAIN-19L	...CHAIN MAKE FROM P/N RRC271TYPE2CLASS3, (81349).....	1

END OF FIGURE

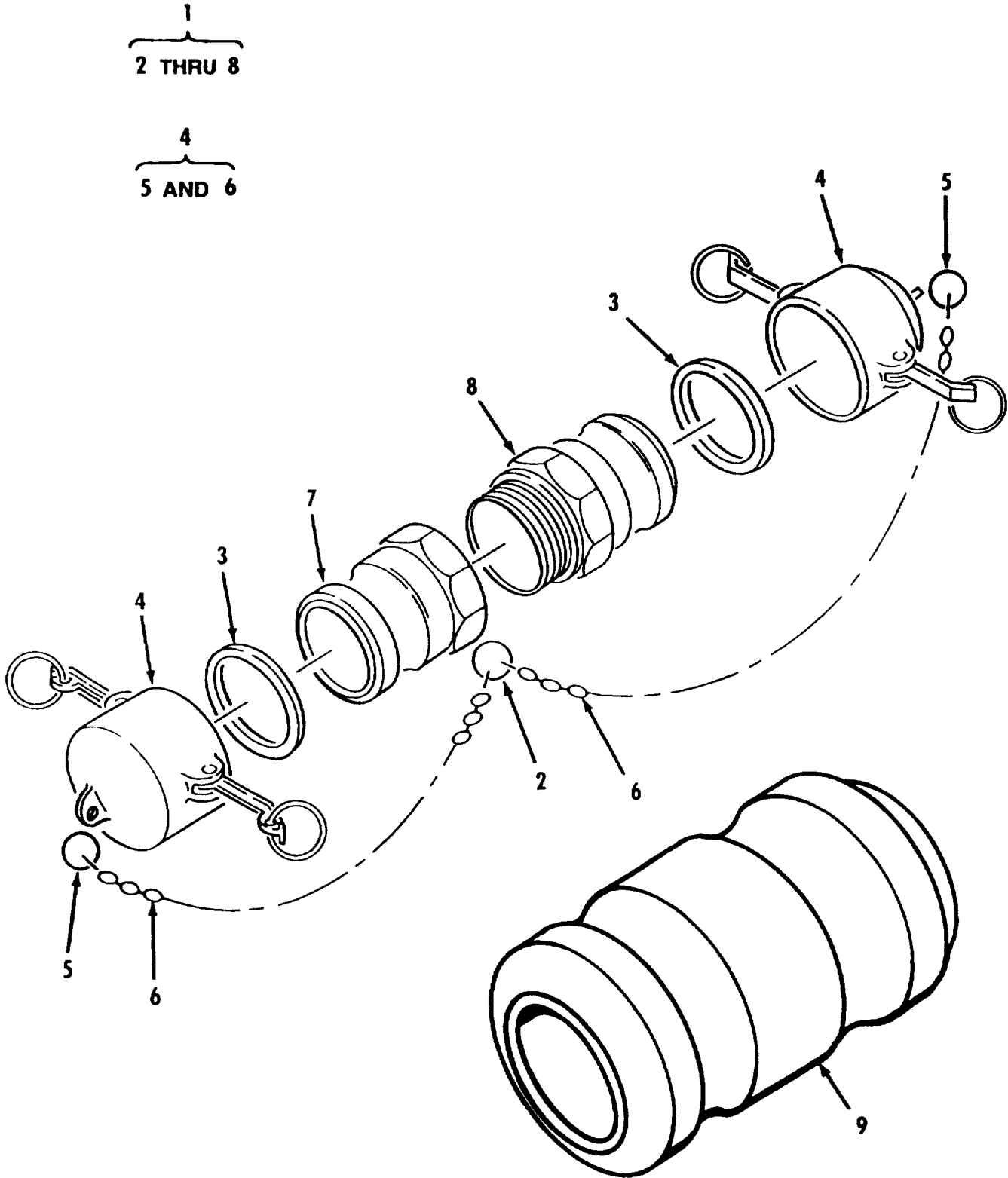


Figure 44. Accessory - Adapters, 2 Inch Male by 2 Inch Male and 6 Inch Male by 6 Inch Male.

SECTION II

TM 10-4930-241-23P

(1) ITEM NO	(2) SMR CODE	(3) NSN	(4) CAGEC	(5) PART NUMBER	(6) DESCRIPTION AND USABLE ON CODES (UOC)	(7) QTY
					GROUP 01 MODULE, ARCTIC FUEL SYSTEM SUPPLY POINT (AFSSP)	
					FIG. 44 ACCESSORY - ADAPTERS, 2 INCH MALE BY 2 INCH MALE AND 6 INCH MALE BY 6 INCH MALE	
1	AOOOO		97403	13228E1803	.ADAPTER, QUICK DISCO	2
2	XBOZZ	5340011778975	39428	90177A218	..HOLDER, KEY	1
3	PCOZZ	5330014132126	97403	13228E1768-6	..GASKET	2
4	PAOOZ	4730006499100	96906	MS27028-11	..CAP, QUICK DISCONNec REMOVE AND DISCARD STANDARD GASKET	2
5	XBOZZ	5340011778975	39428	90177A218	...HOLDER, KEY	1
6	MOOZZ		19099	CHAIN-19L	...CHAIN MAKE FROM P/N RRC271TYPE2CLASS3, (81349).....]
7	PAOZZ	4730000791362	96906	MS27020-11	..COUPLING HALF, QUICK	1
8	PAOZZ	4730009387997	96906	MS27022-11	..COUPLING HALF, QUICK	1
9	PAOZZ		96906	MS39352-21	.ADAPTER, QUICK DISCO.....	2

END OF FIGURE

1
2 THRU 10

3
4 AND 5

7
8 AND 9

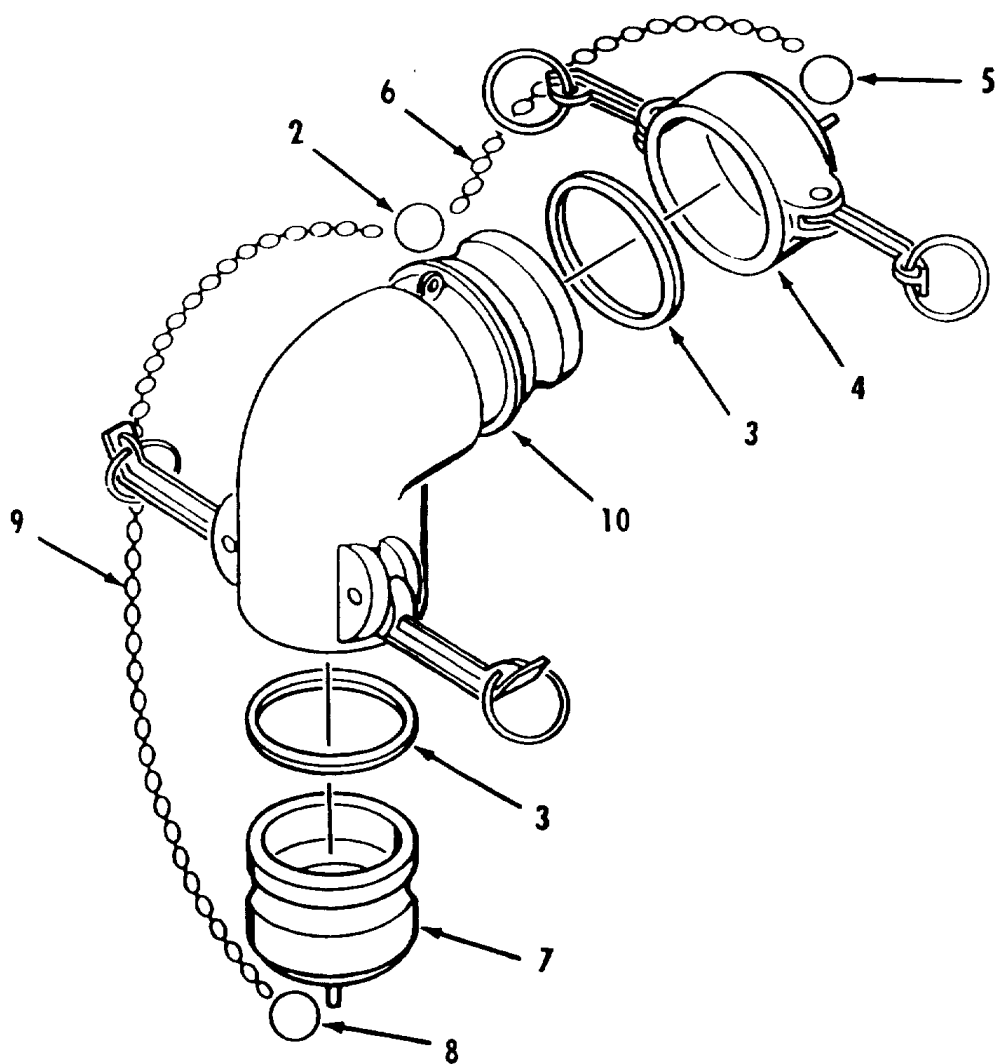


Figure 45. Accessory - Elbow, 4 Inch.

SECTION II

TM 10-4930-241-23P

(1) ITEM NO	(2) SMR CODE	(3) NSN	(4) CAGEC	(5) PART NUMBER	(6) DESCRIPTION AND USABLE ON CODES (UOC)	(7) QTY
					GROUP 01 MODULE, ARCTIC FUEL SYSTEM SUPPLY POINT (AFSSP)	
					FIG. 45 ACCESSORY - ELBOW, 4 INCH	
1	AOOOD		97403	13228E1840	..ELBOW, QUICK DISCONN	2
2	XBOZZ	5340011778975	39428	90177A218	..HOLDER, KEY	1
3	PCOZZ		97403	13228E1768-9	..GASKET	2
4	PAOOZ	4730006406156	96906	MS27028-17	..CAP, QUICK DISCONNec REMOVE AND DISCARD STANDARD GASKET	1
5	XBOZZ	5340011778975	39428	90177A218	...HOLDER, KEY	1
6	MOOZZ		19099	CHAIN-19L	...CHAIN MAKE FROM P/N RRC271TYPE2CLASS3, (81349)	1
7	PAOOZ	4730006406188	96906	MS27029-17	..PLUG, QUICK DISCONNec	1
8	XBOZZ	5340011778975	39428	90177A218	...HOLDER, KEY	1
9	MOOZZ		19099	CHAIN-19L	...CHAIN MAKE FROM P/N RRC271TYPE2CLASS3, (81349).....	1
10	FAOZZ		97403	13228E1828-1	..ELBOW, QUICK DISCONN	1

END OF FIGURE

1
2 THRU 10

3
4 AND 5

7
8 AND 9

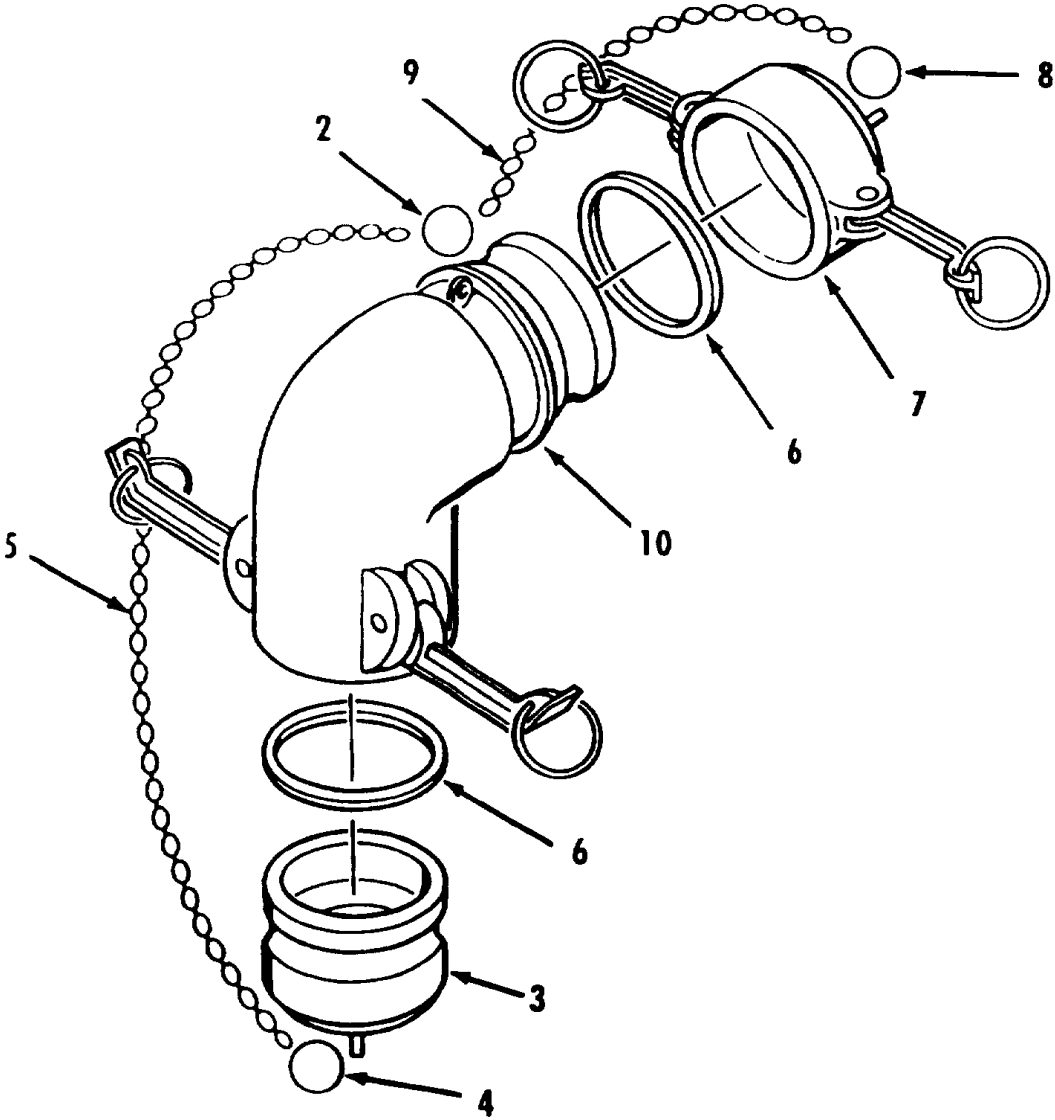


Figure 46. Accessory - Elbow 3 Inch Male by 3 Inch Female.

SECTION II

TM 10-4930-241-23P

(1) ITEM NO	(2) SMR CODE	(3) NSN	(4) CAGEC	(5) PART NUMBER	(6) DESCRIPTION AND USABLE ON CODES (UOC)	(7) QTY
					GROUP 01 MODULE, ARCTIC FUEL SYSTEM SUPPLY POINT (AFSSP)	
					FIG. 46 ACCESSORY - ELBOW 3 INCH MALE BY 3 INCH FEMALE	
1	AOOOO		97403	13228E1858	.ELBOW, QUICK DISCONN	6
2	XBOZZ	5340011778975	39428	90177A218	..HOLDER, KEY	1
3	PAOOZ	4730009290790	96906	MS27029-15	..PLUG, QUICK DISCONN	1
4	XBOZZ	5340011778975	39428	90177A218	...HOLDER, KEY	1
5	MOOZZ		19099	CHAIN-19L	...CHAIN MAKE FROM P/N RRC271TYPE2CLASS3, (81349).....	1
6	PCOZZ	5330013988739	97403	13228E1768-8	..GASKET	2
7	PAOOZ	4730009290787	96906	MS27028-15	..CAP, QUICK DISCONN EC REMOVE AND DISCARD STANDARD GASKET	1
8	XBOZZ	5340011778975	39428	90177A218	...HOLDER, KEY	1
9	MOOZZ		19099	CHAIN-19L	...CHAIN MAKE FROM P/N RRC271TYPE2CLASS3, (81349).....	1
10	XBOZZ		97403	13228E1828-4	..ELBOW, QUICK DISCONN	1

END OF FIGURE

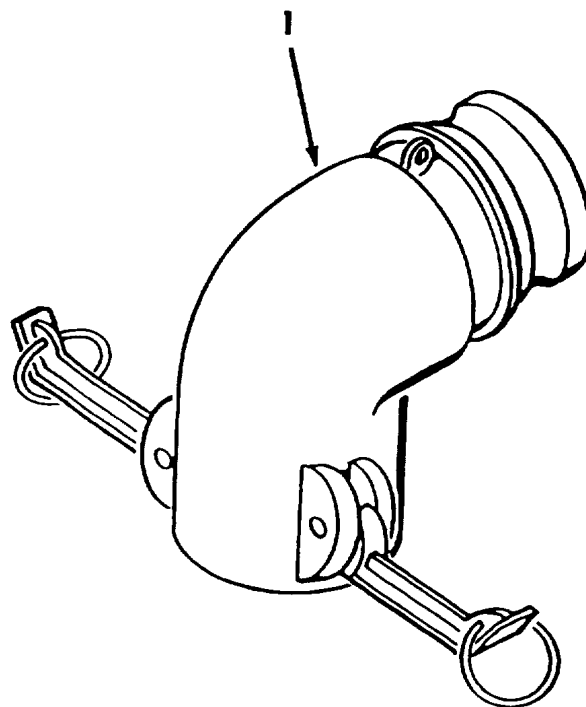


Figure 47. Accessory - Elbow 6 Inch Male by 6 Inch Female.

SECTION II

TM 10-4930-241-23P

(1) ITEM NO	(2) SMR CODE	(3) NSN	(4) CAGEC	(5) PART NUMBER	(6) DESCRIPTION AND USABLE ON CODES (UOC)	(7) QTY
					GROUP 01 MODULE, ARCTIC FUEL SYSTEM SUPPLY POINT (AFSSP)	
					FIG. 47 ACCESSORY - ELBOW 6 INCH MALE BY 6 INCH FEMALE	
1	XBOZZ		97403	13228E1828-2	.ELBOW, QUICK DISCONN	2

END OF FIGURE

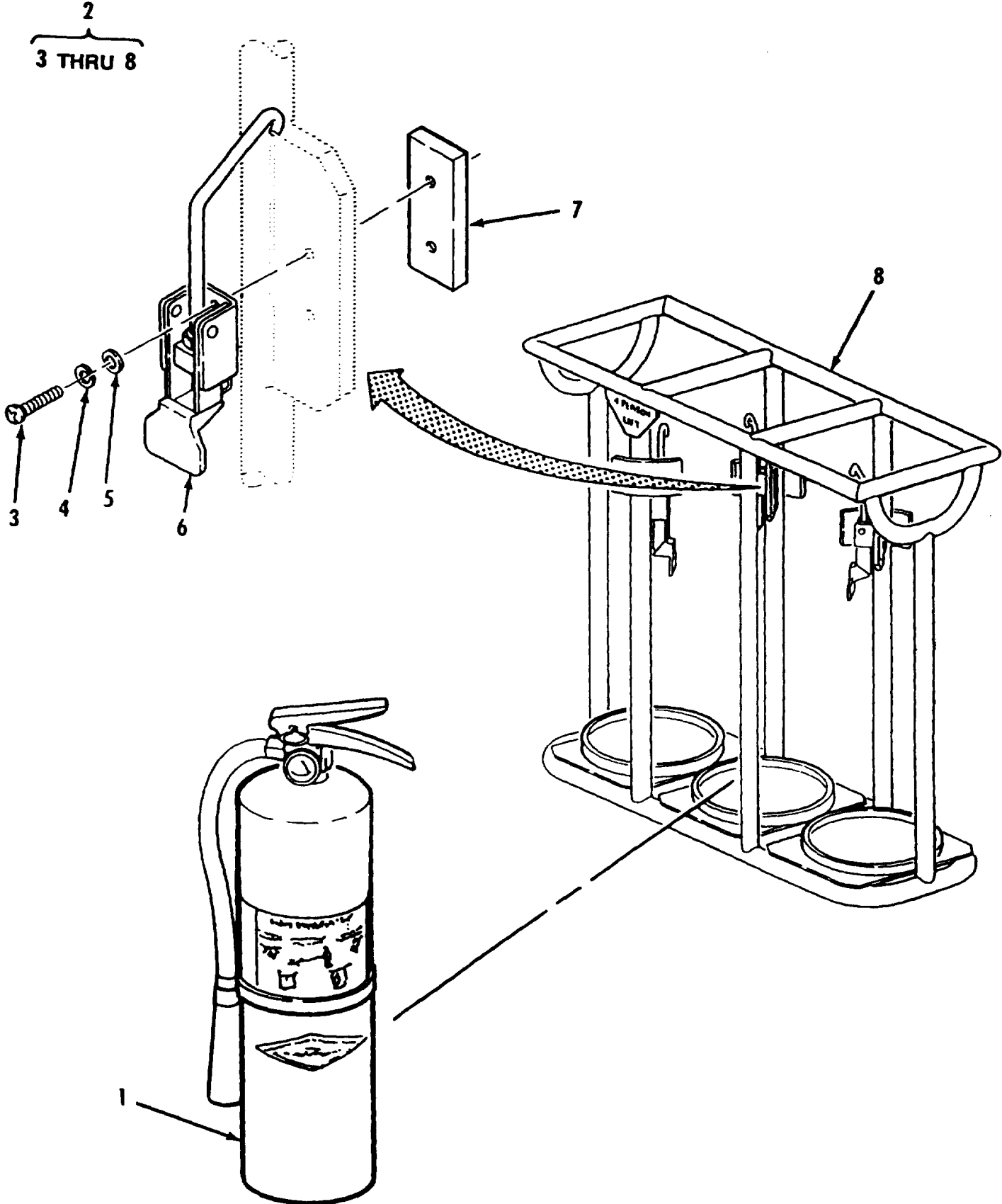


Figure 48. Accessory - Fire Extinguisher and Frame Assembly.

SECTION II

TM 10-4930-241-23P

(1) ITEM NO	(2) SMR CODE	(3) NSN	(4) CAGEC	(5) PART NUMBER	(6) DESCRIPTION AND USABLE ON CODES (UOC)	(7) QTY
					GROUP 01 MODULE, ARCTIC FUEL SYSTEM SUPPLY POINT (AFSSP)	
					FIG. 48 ACCESSORY - FIRE EXTINGUISHER AND FRAME ASSEMBLY	
1	PAOZZ		03670	SY-2034	.EXTINGUISHER, FIRE	12
2	XBOFF		97403	13229E2400	.FRAME ASSEMBLY	4
3	PAOZZ	5305007024523	96906	MS35307-306	..SCREW, CAP, HEXAGON H	6
4	PAOZZ	5310009338121	96906	MS35338-139	..WASHER, LOCK	6
5	PAOZZ		96906	MS15795-810	..WASHER, FLAT	6
6	XBOZZ		94222	A-1-11-702-20	..LATCH, ADJUSTABLE	3
7	XBOZZ		97403	13229E2397	..NUT PLATE	3
8	XBOFF		97403	13229E2399	..FRAME, FIRE EXTINGUI	1

END OF FIGURE

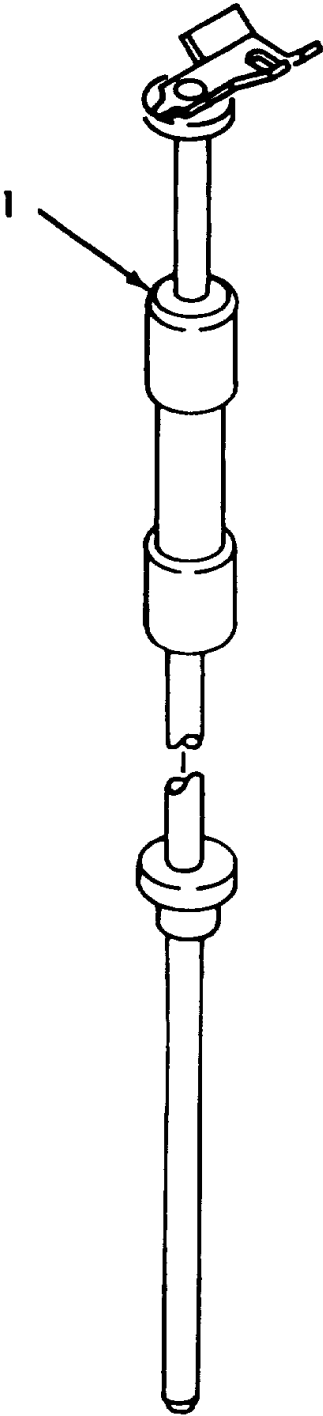


Figure 49. Accessory - Ground Rod.

SECTION II

TM 10-4930-241-23P

(1) ITEM NO	(2) SMR CODE	(3) NSN	(4) CAGEC	(5) PART NUMBER	(6) DESCRIPTION AND USABLE ON CODES (UOC)	(7) QTY
					GROUP 01 MODULE, ARCTIC FUEL SYSTEM SUPPLY POINT (AFSSP)	
					FIG. 49 ACCESSORY - GROUND ROD	
1	PAOZZ	5975010505707	97403	13219E0462	.ROD, GROUND	3

END OF FIGURE

49-1

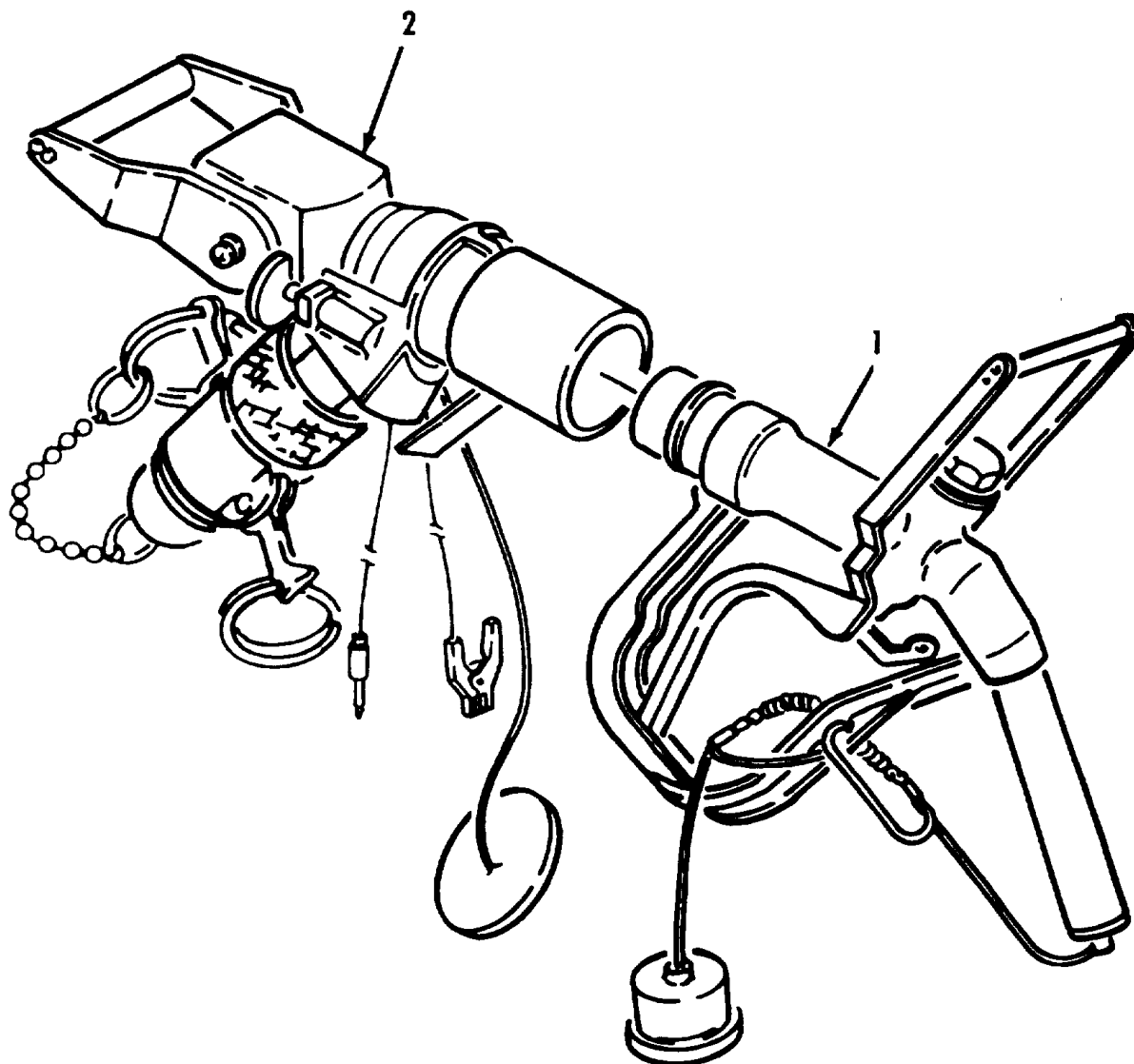


Figure 50. Accessory Gravity Feed Adapter and Closed Circuit Refueling Nozzle.

SECTION II

TM 10-4930-241-23P

(1) ITEM NO	(2) SMR CODE	(3) NSN	(4) CAGEC	(5) PART NUMBER	(6) DESCRIPTION AND USABLE ON CODES (UOC)	(7) QTY
					GROUP 01 MODULE, ARCTIC FUEL SYSTEM SUPPLY POINT (AFSSP)	
					FIG. 50 ACCESSORY GRAVITY FEED ADAPTER AND CLOSED CIRCUIT REFUELING NOZZLE	
1	PDOFF			ODT23 A64033	.NOZZLE ASSEMBLY REFER TO APPLICABLE TM FOR REPAIR	1
2	PDOFF			ODT23 A64017Z	.NOZZLE ASSEMBLY REFER TO APPLICABLE TM FOR REPAIR	1
					END OF FIGURE	

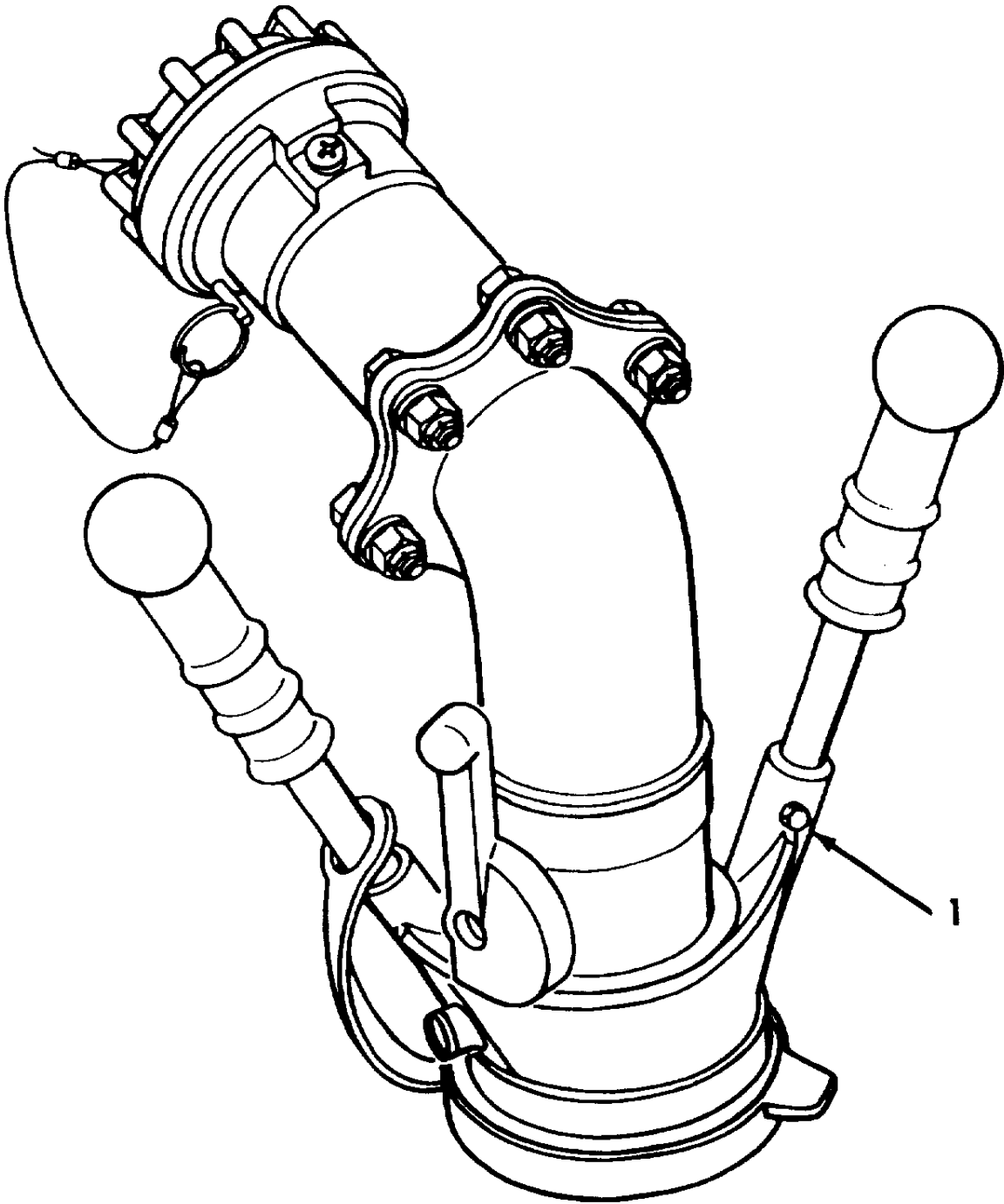


Figure 51. Accessory - D-1 Nozzle

SECTION II

TM 10-4930-241-23P

(1) ITEM NO	(2) SMR CODE	(3) NSN	(4) CAGEC	(5) PART NUMBER	(6) DESCRIPTION AND USABLE ON CODES (UOC)	(7) QTY
					GROUP 01 MODULE, ARCTIC FUEL SYSTEM SUPPLY POINT (AFSSP)	
					FIG. 51 ACCESSORY - D-1 NOZZLE	
1	PDOFF		ODT23	A61629	.NOZZLE ASSEMBLY REFER TO..... APPLICABLE TM FOR REPAIR	1
					END OF FIGURE	

1
2 THRU 13

4
5 AND 6

7
8 AND 9

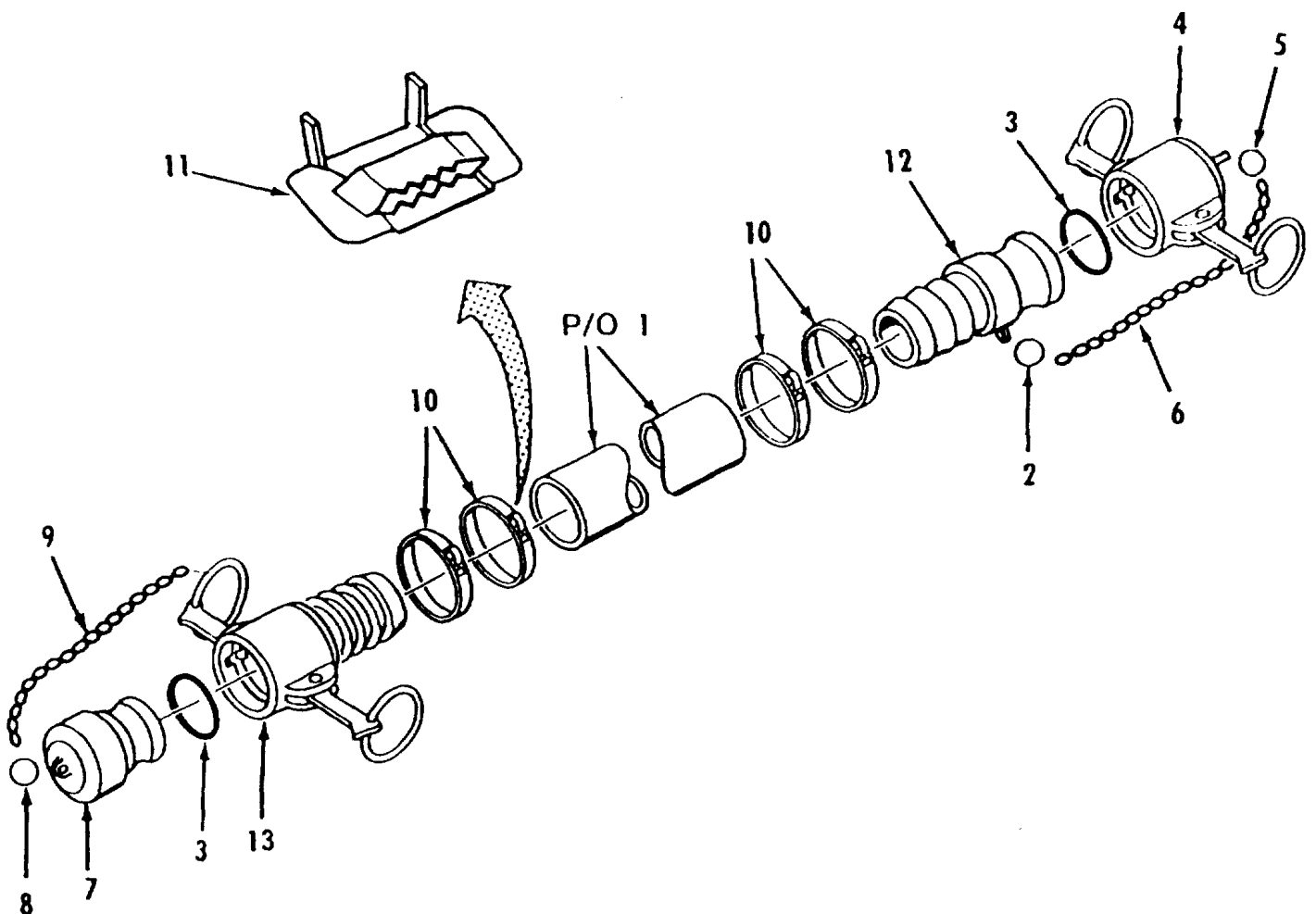


Figure 52. Accessory - 4 Inch Hose Assembly (20 Foot)

SECTION II

TM 10-4930-241-23P

(1) ITEM NO	(2) SMR CODE	(3) NSN	(4) CAGEC	(5) PART NUMBER	(6) DESCRIPTION AND USABLE ON CODES (UOC)	(7) QTY
					GROUP 01	MODULE, ARCTIC FUEL SYSTEM SUPPLY POINT (AFSSP)
					FIG. 52	ACCESSORY - 4 INCH HOSE ASSEMBLY (20 FOOT)
1	PCOOO		81349	M53095-03G200	..HOSE ASSEMBLY.....	2
2	XBOZZ	5340011778975	39428	90177A218	..HOLDER,KEY.....	1
12	XBOZZ	4730006497388	96906	MS27021-17	..COUPLING HALF,QUICK.....	1
3	PCOZZ		97403	13228E1768-9	..GASKET.....	1
4	PAOOZ	4730006406156	96906	MS27028-17	..CAP,QUICK DISCONNEC REMOVE AND DISCARD STANDARD GASKET.....	1
5	XBOZZ	5340011778975	39428	90177A218	...HOLDER,KEY.....	1
6	MOOZZ		19099	CHAIN-19L	...CHAIN MAKE FROM P/N RRC271TYPE2CLASS3, (81349).....	1
7	PAOOZ	4730006406188	96906	MS27029-17	..PLUG,QUICK DISCONNE.....	1
8	XBOZZ	5340011778975	39428	90177A218	...HOLDER,KEY.....	1
9	MOOZZ		19099	CHAIN-19L	...CHAIN MAKE FROM P/N RRC271TYPE2CLASS3, (81349).....	1
10	MOOZZ		19099	STRAP .75-32 IN	..STRAPPING MAKE FROM P/N C206, (70847).	4
10	PAOZZ	5340002447327	70847	C256	..SEAL,STRAPPING	4
13	XBOZZ	4730012359769	96906	MS27025-17	..COUPLING HALF,QUICK REMOVE AND DISCARD STANDARD GASKET.....	1

END OF FIGURE

SECTION II

TM 10-4930-241-23P

(1) ITEM NO	(2) SMR CODE	(3) NSN	(4) CAGEC	(5) PART NUMBER	(6) DESCRIPTION AND USABLE ON CODES (UOC)	(7) QTY
					GROUP 01	MODULE, ARCTIC FUEL SYSTEM SUPPLY POINT (AFSSP)
					FIG. 53	ACCESSORY - 1 1/2 INCH HOSE ASSEMBLY (25 FOOT)
1	PCOOO		81349	M53095-03C250	..HOSE ASSEMBLY.....	2
2	PAOOZ	4730008695246	96906	MS27028-9	..CAP,QUICK DISCONNEC REMOVE AND DISCARD STANDARD GASKET.....	1
3	XBOZZ	5340011778975	39428	90177A218	...HOLDER,KEY.....	1
4	MOOZZ		19099	CHAIN-19L	...CHAIN MAKE FROM P/N RRC271TYPE2CLASS3,(81349).....	1
5	XBOZZ	5340011778975	39428	90177A218	..HOLDER,KEY.....	1
6	PCOZZ		97403	13228E1768-5	..GASKET	2
7	PAOOZ	4730008235316	96906	MS27029-9	..PLUG,QUICK DISCONN.	1
8	XBOZZ	5340011778975	39428	90177A218	...HOLDER,KEY.....	2
9	MOOZZ		19099	CHAIN-19L	...CHAIN MAKE FROM P/N RRC271TYPE2CLASS3, (81349).....	1
10	MOOZZ		19099	STRAP .5-18 IN	..STRAPPING MAKE FROM P/N C204, (70847)	4
11	PAOZZ	5340002447325	70847	C254	..SEAL,STRAPPING.....	4
12	PAOZZ	4730003600592	96906	MS27021-9	..COUPLING HALF,QUICK REMOVE AND DISCARD STANDARD GASKET.....	1
13	XBOZZ	4730009481722	96906	MS27025-9	..COUPLING HALF,QUICK.....	1

END OF FIGURE

1
 ┌───┐
 2 THRU 13

4
 ┌───┐
 5 AND 6

7
 ┌───┐
 8 AND 9

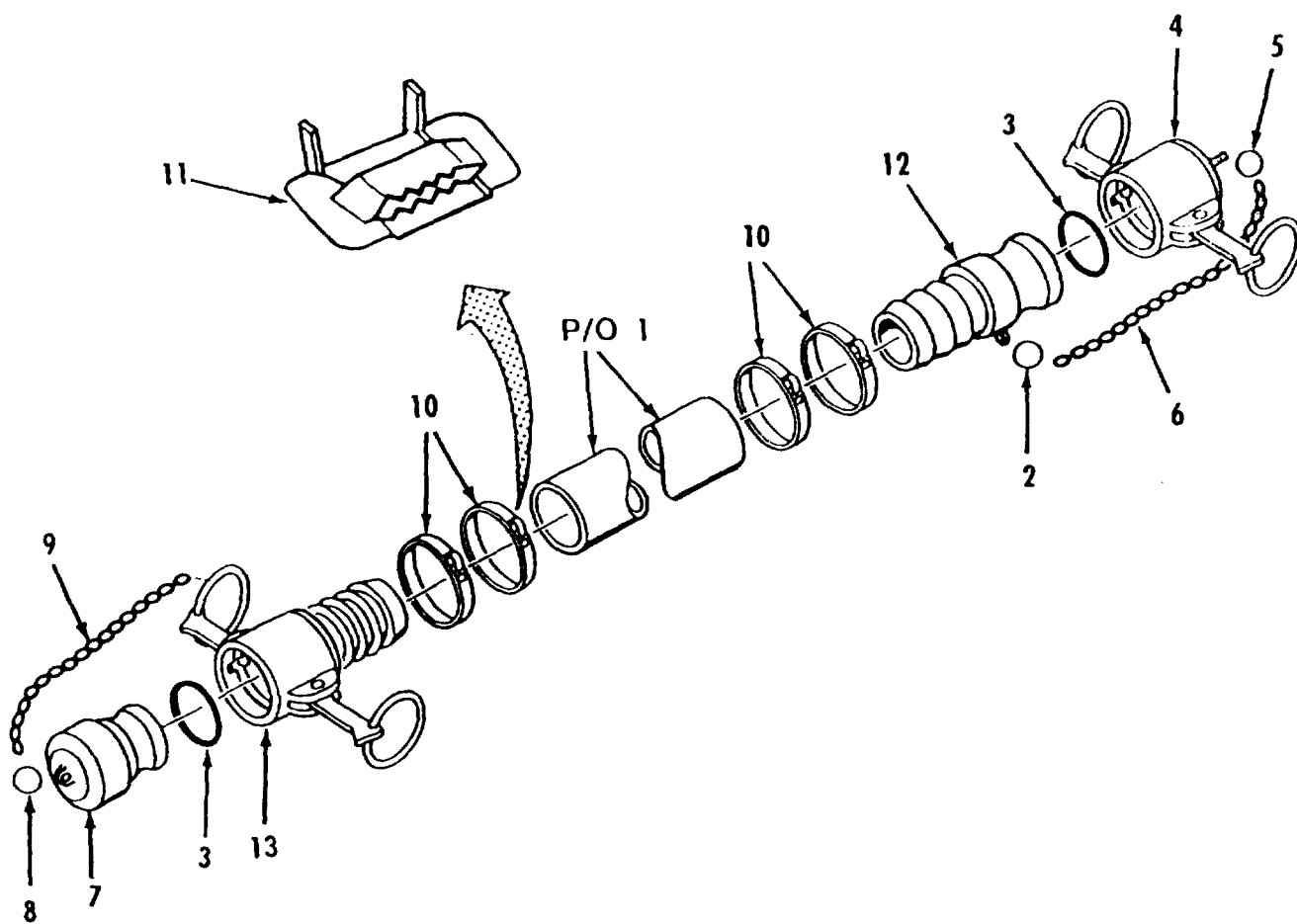


Figure 54. Accessory - 3 Inch Hose Assembly (25 Foot)

SECTION II

TM 10-4930-241-23P

(1) ITEM NO	(2) SMR CODE	(3) NSN	(4) CAGEC	(5) PART NUMBER	(6) DESCRIPTION AND USABLE ON CODES (UOC)	(7) QTY
					GROUP 01	MODULE, ARCTIC FUEL SYSTEM SUPPLY POINT (AFSSP)
					FIG. 54	ACCESSORY - 3 INCH HOSE ASSEMBLY (25 FOOT)
1	PCOOO		81349	M53095-03F250	..HOSE ASSEMBLY	2
2	PCOZZ	5330013988739	97403	13228E1768-8	..GASKET	2
3	XBOZZ	5340011778975	39428	90177A218	..HOLDER,KEY.....	2
4	PAOOZ	4730009290787	96906	MS27028-15	..CAP,QUICK DISCONNec REMOVE AND.....	1
					DISCARD STANDARD GASKET.	
5	XBOZZ	5340011778975	39428	90177A218	...HOLDER,KEY..	1
6	MOOZZ		19099	CHAIN-19L	...CHAIN MAKE FROM P/N	1
					RRC271TYPE2CLASS3, (81349)..	
7	PAOOZ	4730009290790	96906	MS27029-15	..PLUG,QUICK DISCONNec	1
8	XBOZZ	5340011778975	39428	90177A218	...HOLDER,KEY	1
9	MOOZZ		19099	CHAIN-19L	...CHAIN MAKE FROM P/N	1
					RRC271TYPE2CLASS3, (81349)..	
10	MOOZZ		19099	STRAP .75-25 IN	..STRAPPING MAKE FROM P/N C206,.....	4
					(70846).	
11	PAOZZ	5340002447327	70847	C256	..SEAL,STRAPPING	4
12	XBOZZ	4730008734535	96906	MS27021-15	..COUPLING HALF,QUICK	1
13	XBOZZ		96906	MS27025-15	..COUPLING HALF,QUICK REMOVE AND.....	1
					DISCARD STANDARD GASKET.	

END OF FIGURE

1
2 THRU 13

4
5 AND 6

7
8 AND 9

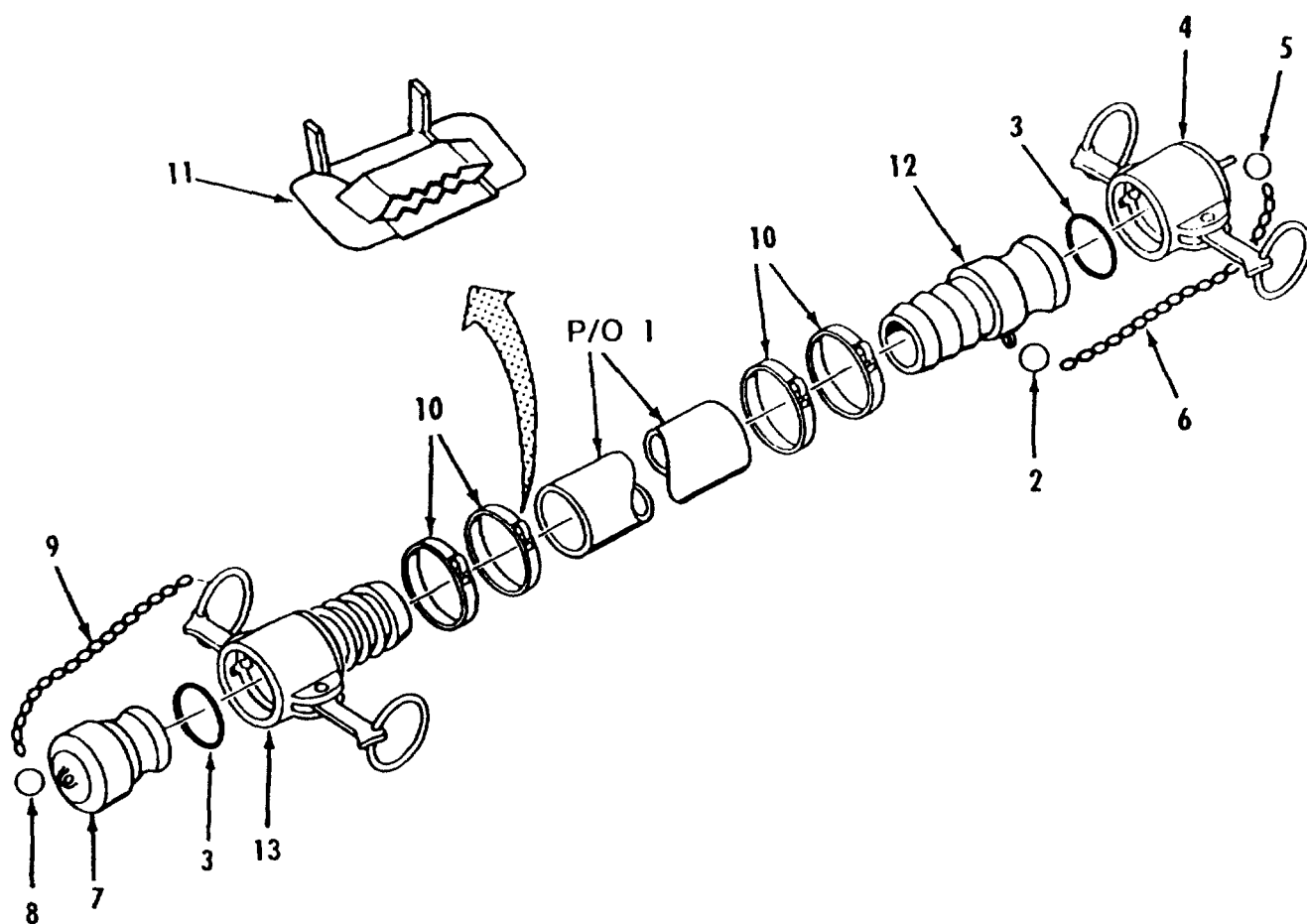


Figure 55. Accessory - 6 Inch Hose Assembly (10 foot)

SECTION II

TM 10-4930-241-23P

(1) ITEM NO	(2) SMR CODE	(3) NSN	(4) CAGEC	(5) PART NUMBER	(6) DESCRIPTION AND USABLE ON CODES (UOC)	(7) QTY
					GROUP 01	MODULE, ARCTIC FUEL SYSTEM SUPPLY POINT (AFSSP)
					FIG. 55	ACCESSORY - 6 INCH HOSE ASSEMBLY (10 FOOT)
1	PCOOO		81349	M53096-10B2A100	..HOSE ASSEMBLY	6
2	XBOZZ	5340011778975	39428	90177A218	..HOLDER,KEY	1
3	PCOZZ		97403	13228E1768-10	..GASKET	2
4	PAOOZ	4730000644435	96906	MS27028-19	..CAP,QUICK DISCONNED REMOVE AND DISCARD STANDARD GASKET.	1
5	XBOZZ	5340011778975	39428	90177A218	...HOLDER,KEY	1
6	MOOZZ		19099	CHAIN-19L	...CHAIN MAKE FROM P/N RRC271TYPE2CLASS3, (81349).....	1
7	PAOOA	4730000644434	96906	MS27029-19	..PLUG,QUICK DISCONNED	1
8	XBOZZ	5340011778975	39428	90177A218	...HOLDER,KEY	1
9	MOOZZ		19099	CHAIN-19L	...CHAIN MAKE FROM P/N RRC271TYPE2CLASS3, (81349).....	1
10	MOOZZ		19099	STRAP .75-45 IN	..STRAPPING MAKE FROM P/N C206, (70847).	4
11	PAOZZ	5340002447327	70847	C256	..SEAL,STRAPPING	4
12	XBOZZ		96906	MS27021-21	..COUPLING HALF,QUICK	1
13	XBOZZ		96906	MS27025-21	..COUPLING HALF,QUICK REMOVE AND DISCARD STANDARD GASKET.	1

END OF FIGURE

1
2 THRU 13

4
5 AND 6

7
8 AND 9

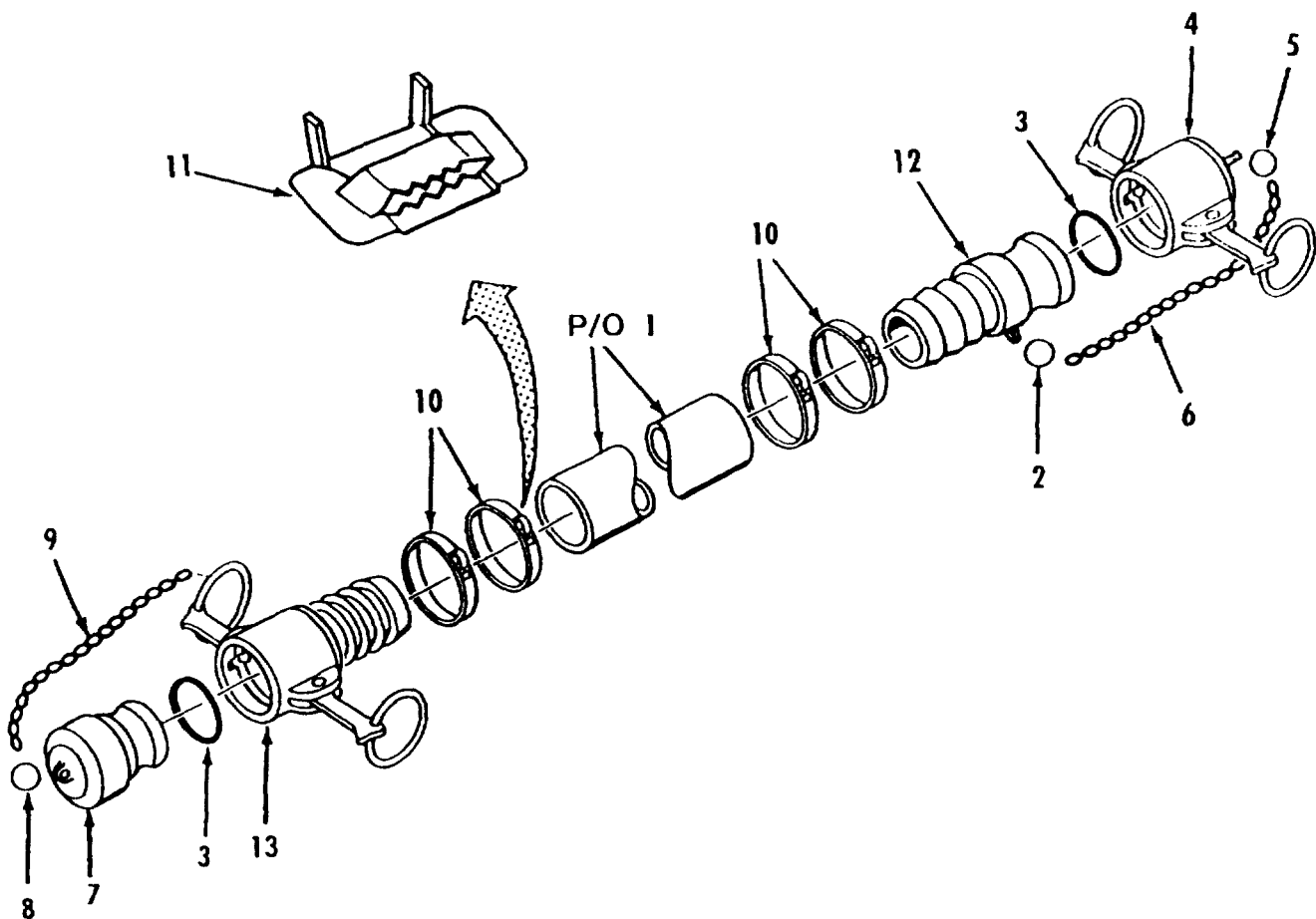


Figure 56. Accessory - 2 Inch Hose Assembly (50 Foot)

SECTION II

TM 10-4930-241-23P

(1) ITEM NO	(2) SMR CODE	(3) NSN	(4) CAGEC	(5) PART NUMBER	(6) DESCRIPTION AND USABLE ON CODES (UOC)	(7) QTY
					GROUP 01 MODULE, ARCTIC FUEL SYSTEM SUPPLY POINT (AFSSP)	
					FIG. 56 ACCESSORY - 2 INCH HOSE ASSEMBLY (50 FOOT)	
1	PCOOO		81349	M53095-03D500	..HOSE ASSEMBLY	3
2	XBOZZ	5340011778975	39428	90177A218	..HOLDER,KEY	1
3	PCOZZ	5330014132126	97403	13228E1768-6	..GASKET	2
4	PAOOZ	4730006499100	96906	MS27028-11	..CAP,QUICK DISCONNED REMOVE AND DISCARD STANDARD GASKET.	1
5	XBOZZ	5340011778975	39428	90177A218	...HOLDER,KEY	1
6	MOOZZ		19099	CHAIN-19L	...CHAIN MAKE FROM P/N RRC271TYPE2CLASS3, (81349).....	1
7	PAOOZ	4730009155127	96906	MS27029-11	..PLUG,QUICK DISCONNED	1
8	XBOZZ	5340011778975	39428	90177A218	...HOLDER,KEY	1
9	MOOZZ		19099	CHAIN-19L	...CHAIN MAKE FROM P/N RRC271TYPE2CLASS3, (81349).....	1
10	MOOZZ		19099	STRAP .75-20 IN	..STRAPPING MAKE FROM P/N C206, (70847)	4
11	PAOZZ	5340002447327	70847	C256	..SEAL,STRAPPING	4
12	XBOZZ	4730009387996	96906	MS27021-11	..COUPLING HALF,QUICK	1
13	XBOZZ	4730003600943	96906	MS27025-11	..COUPLING HALF,QUICK REMOVE AND DISCARD STANDARD GASKET.	1

END OF FIGURE

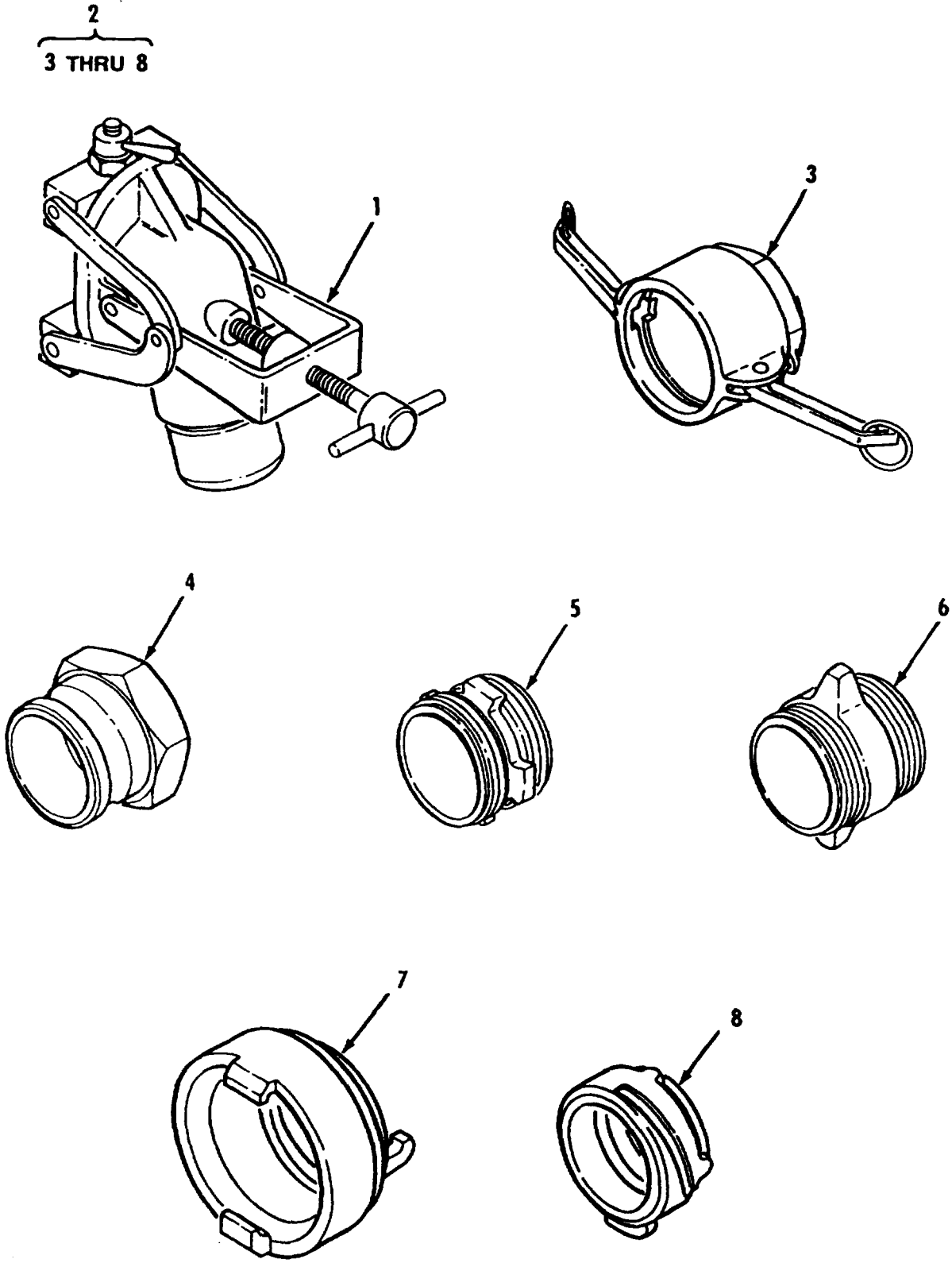


Figure 57. Accessory - NATO Rail Coupling and Tank Truck Coupling Set

SECTION II

TM 10-4930-241-23P

(1) ITEM NO	(2) SMR CODE	(3) NSN	(4) CAGEC	(5) PART NUMBER	(6) DESCRIPTION AND USABLE ON CODES (UOC)	(7) QTY
					GROUP 01 MODULE, ARCTIC FUEL SYSTEM SUPPLY POINT (AFSSP)	
					FIG. 57 ACCESSORY - NATO RAIL COUPLING AND TANK TRUCK COUPLING SET	
1	XBOZZ	3835014140464	D1097	UK-3	.COUPLING,RAIL TANKE	2
2	XBOOZ		97403	13222E8212	.COUPLING HALF,QUICK	2
3	XBOZZ		D1097	D75MS-3 IN. IG	..COUPLING HALFQUICK.....	1
4	XBOZZ		D1097	A75MS-3 IN. IG	..COUPLING HALF,QUICK	1
5	XBOZZ		D1097	070410	..ADAPTER,HOSE COUPLI	1
6	XBOZZ		D1097	TS50-0058	..ADAPTER,NATO	1
7	XBOZZ		D1097	MK 80	..COUPLING,FEMALE	1
8	XBOZZ		D1097	VK 80	..COUPLING,MALE,TANK	1

END OF FIGURE

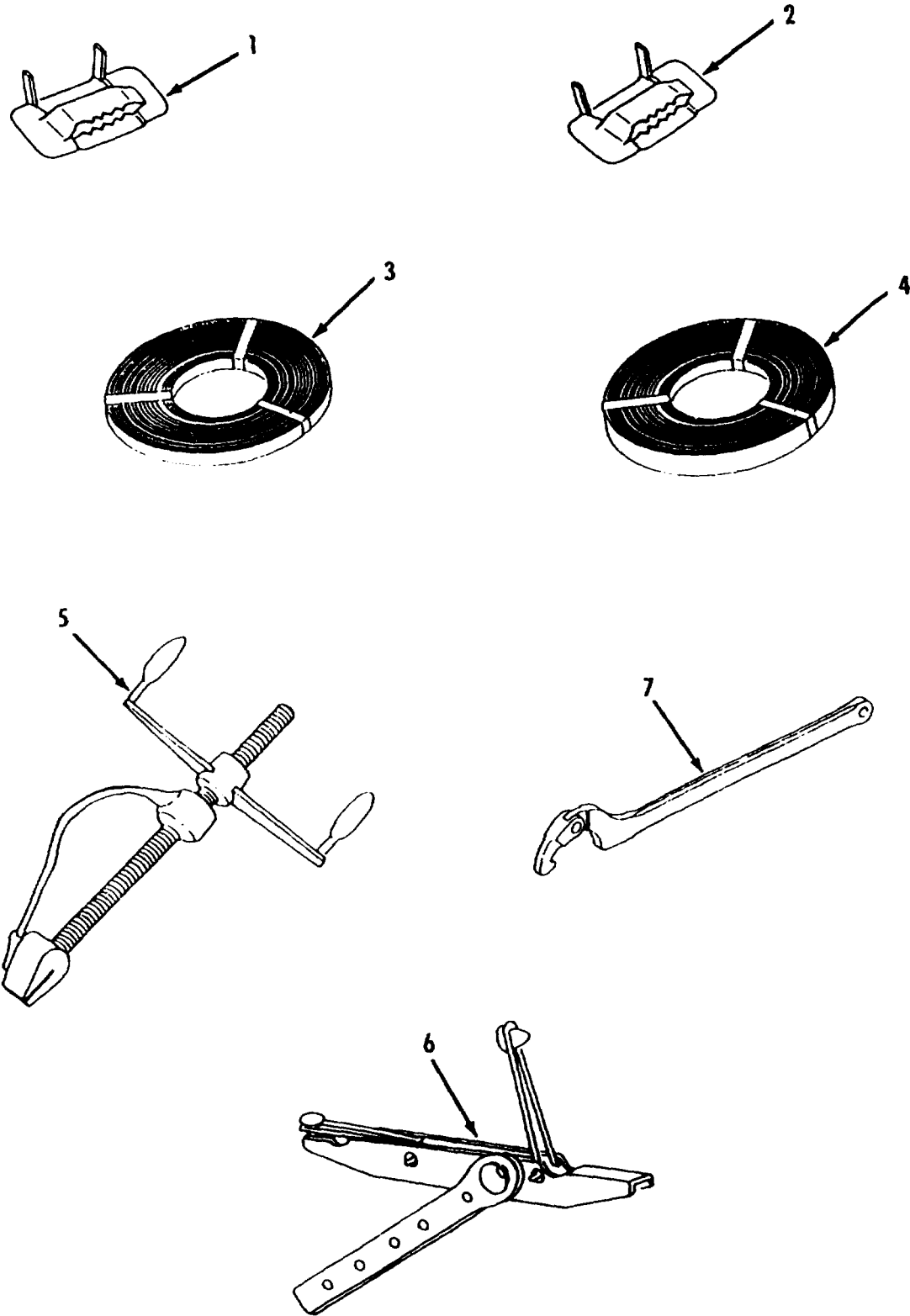


Figure 58. Accessory - Seals, Strappings, Clamping Tools and Wrench

SECTION II

TM 10-4930-241-23P

(1) ITEM NO	(2) SMR CODE	(3) NSN	(4) CAGEC	(5) PART NUMBER	(6) DESCRIPTION AND USABLE ON CODES (UOC)	(7) QTY
					GROUP 01 MODULE, ARCTIC FUEL SYSTEM SUPPLY POINT (AFSSP)	
					FIG. 58 ACCESSORY - SEALS, STRAP- PINGS, CLAMPING TOOLS AND WRENCH	
1	PAOZZ	5340002447325	70847	C254	.SEAL,STRAPPING 100 PER BOX	1
2	PAOZZ	5340002447327	70847	C256	.SEAL,STRAPPING 100 PER BOX	1
3	PAOZZ	5340002459438	70847	C204	.STRAPPING.....	1
4	PAOZZ	5340002459440	70847	C206	.STRAPPING.....	1
5	XBOZZ		70847	COO	.TOOL,BAND-IT	1
6	XBOZZ	5120003596587	7084	S38	.CLAMPING TOOL,STRAP	1
7	XBOZZ		D1097	155-230 MM	.WRENCH,COUPLING,TAN ..	1

END OF FIGURE

SECTION II

TM 10-4930-241-23P

(1) ITEM NO	(2) SMR CODE	(3) NSN	(4) CAGEC	(5) PART NUMBER	(6) DESCRIPTION AND USABLE ON CODES (UOC) GROUP BULK FIG. BULK	(7) QTY
1	PAOZZ		81349	MIL-A-46106 GP1T Y1	ADHESIVE	V
2	PAOZZ		81349	MIL-H-8794-L	HOSE,RUBBER,HYDRAUL	V
3	PAOZZ	5340002459438	70847	C204	STRAPPING.	V
4	PAOZZ	5340002459440	70847	C206	STRAPPING	V
END OF FIGURE						

BULK-1

**CROSS-REFERENCE INDEXES
NATIONAL STOCK NUMBER INDEX**

STOCK NUMBER	FIG.	ITEM	STOCK NUMBER	FIG.	ITEM
5310-00-056-3395	6	10	5340-00-244-7327	55	11
	13	10		56	11
	19	10		58	2
	20	10	5340-00-245-9438	58	3
	23	10		BULK	3
	24	10	5340-00-245-9440	58	4
	25	10		BULK	4
	26	10	4730-00-360-0592	3	12
	27	10		53	12
	28	10	4730-00-402-5955	23	16
	31	10		25	14
	32	10		26	14
	4730-00-064-4434	18		3	27
23		7		28	16
25		7	31	14	
26		7	32	16	
27		7	6150-00-483-3918	33	1
28		7		4730-00-640-6156	6
31		7	7	2	
32		7	9	2	
39		7	12	4	
55		7	13	4	
4730-00-064-4435	17	7	14	4	
	18	7	15	8	
	23	4	19	4	
	25	4	20	4	
	26	4	24	4	
	27	4	30	4	
	28	4	38	4	
	31	4	42	8	
	32	4	45	4	
	40	4	52	4	
	41	7	4730-00-640-6188	5	3
55	4	6		7	
4730-00-068-0393	17	11		7	7
	41	11	9	7	
4730-00-079-1362	44	7	11	3	
4730-00-088-9286	29	7	12	8	
4730-00-203-1010	2	6	13	7	
7240-00-222-3088	21	5	14	7	
5340-00-244-7325	3	11	17	3	
	53	11	19	7	
	58	1	20	7	
5340-00-244-7327	7	11	24	7	
	9	11	29	3	
	10	11	30	7	
	18	11	41	3	
	30	11	43	3	
	52	10	45	7	
	54	11	52	7	

**CROSS-REFERENCE INDEXES
NATIONAL STOCK NUMBER INDEX**

STOCK NUMBER	FIG.	ITEM	STOCK NUMBER	FIG.	ITEM
4730-00-649-7388	7	12	4730-00-929-0787	54	4
4730-00-649-9100	5	9	4730-00-929-0790	8	2
	36	4		10	7
	44	4		15	4
	56	4		36	7
4730-00-649-9118	12	11		42	4
	29	8		46	3
5305-00-702-4523	48	3		54	7
5305-00-725-2317	6	13	5310-00-933-8121	48	4
	13	13	4730-00-938-7997	44	8
	19	13	4730-00-948-1722	3	13
	20	13	4730-00-951-3293	11	7
	23	13		39	13
	24	13		43	7
	25	13	4730-00-951-3294	36	11
	26	13	4730-00-951-3295	4	7
	27	13	4730-00-951-3296	15	11
	28	13		42	11
	31	13	4730-00-983-6789	23	14
	32	13		25	16
4730-00-823-5316	2	2		26	16
	3	7		27	14
	53	7		28	14
4730-00-840-0797	12	7		31	16
4730-00-840-5347	6	15		32	14
	13	16	5975-01-050-5707	33	2
	19	14		49	1
	20	14	4730-01-064-0560	5	7
	24	16	4730-01-186-0815	40	13
4730-00-840-5348	6	16	4730-01-186-0817	39	11
	13	14	4730-01-186-0821	38	11
	19	16	4730-01-235-9769	7	13
	20	16	4330-01-262-9496	16	1
	24	14	5310-01-280-5796	6	12
4730-00-843-0269	21	2		13	12
4730-00-869-5246	3	2		19	12
	4	9		20	12
	53	2		23	12
4730-00-873-4551	8	6		24	12
4730-00-915-5127	4	3		25	12
	37	7		26	12
	38	7		27	12
	40	7		28	12
	56	7		31	12
4730-00-929-0787	10	2		32	12
	11	9	6150-01-392-4191	35	1
	37	4	5330-01-398-8739	8	5
	39	4		10	6
	43	9		11	8
	46	7		15	3

CROSS-REFERENCE INDEXES
NATIONAL STOCK NUMBER INDEX

STOCK NUMBER	FIG.	ITEM	STOCK NUMBER	FIG.	ITEM	
5330-01-398-8739	36	10				
	37	3				
	39	3				
	42	3				
	43	8				
	46	6				
	54	2				
	5330-01-413-2126	4	6			
		5	8			
36		3				
37		10				
38		10				
40		10				
44		3				
56		3				

CROSS-REFERENCE INDEXES

CAGEC	PART NUMBER	PART NUMBER INDEX		FIG.	ITEM
			STOCK NUMBER		
94222	A-1-11-702-20			48	6
ODT23	A61629			51	1
ODT23	A64017Z			50	2
ODT23	A64033			50	1
D1097	A75MS-3 IN. IG			57	4
80204	B1821BH038C150N		5305-00-725-2317	6	13
				13	13
				19	13
				20	13
				23	13
				24	13
				25	13
				26	13
				27	13
				28	13
				31	13
				32	13
9H113	C-10114-D1			8	11
19099	CHAIN-19L			2	4
				3	4
				3	9
				4	5
				4	11
				5	5
				5	11
				6	6
				6	9
				7	4
				7	9
				8	4
				9	4
				9	9
				10	4
				10	9
				11	5
				11	11
				12	6
				12	10
				13	6
				13	9
				14	6
				14	9
				15	6
				15	10
				17	5
				17	9
				18	5
				18	9
				19	6
				19	9
				20	6

CROSS-REFERENCE INDEXES

CAGEC	PART NUMBER	PART NUMBER INDEX		FIG.	ITEM		
			STOCK NUMBER				
19099	CHAIN-19L			20	9		
				23	6		
				23	9		
				24	6		
				24	9		
				25	6		
				25	9		
				26	6		
				26	9		
				27	6		
				27	9		
				28	6		
				28	9		
				29	5		
				30	6		
				30	9		
				31	6		
				31	9		
				32	6		
				32	9		
				36	6		
				36	9		
				37	6		
				37	9		
				38	6		
				38	9		
				39	6		
				39	9		
				40	6		
				40	9		
				41	9		
				42	6		
				42	10		
				43	5		
				43	11		
				44	6		
				45	6		
				45	9		
				46	5		
				46	9		
				52	6		
				52	9		
				53	4		
				53	9		
				54	6		
				54	9		
				55	6		
				55	9		
				56	6		
				56	9		
		70847	C001			58	5

CROSS-REFERENCE INDEXES

CAGEC	PART NUMBER	PART NUMBER INDEX		FIG.	ITEM
			STOCK NUMBER		
9H113	C1173M			8	27
70847	C204		5340-00-245-9438	58	3
				BULK	3
70847	C206		5340-00-245-9440	58	4
				BULK	4
70847	C254		5340-00-244-7325	3	11
				53	11
				58	1
70847	C256		5340-00-244-7327	7	11
				9	11
				10	11
				18	11
				30	11
				52	10
				54	11
				55	11
				56	11
				58	2
				57	3
D1097	D75MS-3 IN. IG				
9H113	E104A			8	35
9H113	H-10347-RA			8	12
9H113	H-10459-M			8	13
9H113	H-20005-M			8	15
9H113	H-20141-M			8	10
9H113	H-20343-RE			8	17
9H113	H-4981-M			8	18
9H113	H-5030-M			8	31
9H113	H-5072-RE			8	26
19099	HOSE-120 IN			21	3
9H113	H10392M			8	30
9H113	H11686M			8	16
9H113	H20577RA			8	22
9H113	H20578RA			8	24
YH113	H4435M			8	21
9H113	H4612M			8	25
9H113	H4619			8	28
9H113	H5069EW			8	32
9H113	H5070EW			8	20
9H113	H5120M			8	14
9H113	H5152M			8	29
9H113	H5675RE			8	19
9H113	H6414M			8	23
81349	MIL-A-46106 GP1T			BULK	1
	Y1				
81349	MIL-H-8794-L			BULK	2
D1097	MK 80			57	7
96906	MS15795-810			48	5
96906	MS24587-6	4730-00-843-0269		21	2
96906	MS27020-11	4730-00-079-1362		44	7
96906	MS27020-19	4730-01-186-0815		40	13
96906	HS27021-11			56	12

CROSS-REFERENCE INDEXES

CAGEC	PART NUMBER	PART NUMBER INDEX		FIG.	ITEM
			STOCK NUMBER		
96906	MS27021-15			10	12
				54	12
96906	MS27021-17		4730-00-649-7388	7	12
				9	12
				30	12
				52	12
96906	MS27021-21			18	12
				55	12
96906	MS27021-9		4730-00-360-0592	3	12
				53	12
96906	MS27022-11		4730-00-938-7997	44	8
96906	MS27022-17		4730-00-840-0797	12	7
96906	MS27023-17		4730-00-840-5347	6	15
				13	16
				19	14
				20	14
				24	16
96906	MS27023-19		4730-00-402-5955	23	16
				25	14
				26	14
				27	16
				28	16
				31	14
				32	16
96906	MS27024-17		4730-00-088-9286	29	7
96906	MS27024-19		4730-01-186-0817	39	11
96906	MS27025-11			56	13
96906	MS27025-15			10	13
				54	13
96906	MS27025-17		4730-01-235-9769	7	13
				9	13
				30	13
				52	13
96906	MS27025-21			18	13
				55	13
96906	MS27025-9		4730-00-948-1722	3	13
				53	13
96906	MS27026-15		4730-00-873-4551	8	6
96906	MS27026-17		4730-00-649-9118	12	11
				29	8
96906	MS27026-9		4730-00-203-1010	2	6
96906	MS27027-17		4730-00-840-5348	6	16
				13	14
				19	16
				20	16
				24	14
96906	MS27027-19		4730-00-983-6789	23	14
				25	16
				26	16
				27	14
				28	14

CROSS-REFERENCE INDEXES

CAGEC	PART NUMBER	PART NUMBER INDEX		FIG.	ITEM
			STOCK NUMBER		
96906	MS27027-19		4730-00-983-6789	31	16
				32	14
96906	MS27028-11		4730-00-649-9100	5	9
				36	4
				44	4
				56	4
				10	2
96906	MS27028-15		4730-00-929-0787	11	9
				37	4
				39	4
				43	9
				46	7
				54	4
				6	4
				7	2
				9	2
				12	4
96906	MS27028-17		4730-00-640-6156	13	4
				14	4
				15	8
				19	4
				20	4
				24	4
				30	4
				38	4
				42	8
				45	4
				52	4
				17	7
				18	7
				23	4
96906	MS27028-19		4730-00-064-4435	25	4
				26	4
				27	4
				28	4
				31	4
				32	4
				40	4
				41	7
				55	4
				3	2
96906	MS27028-9		4730-00-869-5246	4	9
				53	2
96906	MS27029-11		4730-00-915-5127	4	3
				37	7
				38	7
				40	7
				56	7
96906	MS27029-15		4730-00-929-0790	8	2
				10	7
				15	4

CROSS-REFERENCE INDEXES

CAGEC	PART NUMBER	PART NUMBER INDEX		FIG.	ITEM
			STOCK NUMBER		
96906	MS27029-15		4730-00-929-0790	36	7
				42	4
				46	3
				54	7
96906	MS27029-17		4730-00-640-6188	5	3
				6	7
				7	7
				9	7
				11	3
				12	8
				13	7
				14	7
				17	3
				19	7
				20	7
				24	7
				29	3
				30	7
				41	3
				43	3
45	7				
96906	MS27029-19		4730-00-064-4434	52	7
				18	3
				23	7
				25	7
				26	7
				27	7
				28	7
				31	7
				32	7
				39	7
				55	7
96906	MS27029-9		4730-00-823-5316	2	2
				3	7
96906	MS27183-57		5310-01-280-5796	53	7
				6	12
				13	12
				19	12
				20	12
				23	12
				24	12
				25	12
				26	12
				27	12
				28	12
31	12				
32	12				
96906	MS28741-6-1200			21	1
96906	MS35307-306	5305-00-702-4523		48	3
96906	MS35338-139	5310-00-933-8121		48	4
96906	MS35338-46			6	11

CROSS-REFERENCE INDEXES

CAGEC	PART NUMBER	PART NUMBER INDEX		FIG.	ITEM
			STOCK NUMBER		
96906	MS35338-46			13	11
				19	11
				20	11
				23	11
				24	11
				25	11
				26	11
				27	11
				28	11
				31	11
				32	11
		96906	MS35649-2382		5310-00-056-3395
				13	10
				19	10
				20	10
				23	10
				24	10
				25	10
				26	10
				27	10
				28	10
				31	10
				32	10
96906	MS39336-5			32	17
96906	MS39352-21			44	9
96906	MS49000-1		4730-00-951-3293	11	7
				39	13
				43	7
96906	MS49000-11			37	11
96906	MS49000-17		4730-01-064-0560	5	7
96906	MS49000-19		4730-01-186-0821	38	11
96906	MS49000-23		4730-00-068-0393	17	11
				41	11
96906	MS49000-3		4730-00-951-3294	36	11
96906	MS49000-5		4730-00-951-3295	4	7
96906	MS49000-9		4730-00-951-3296	15	11
				42	11
96906	MS49002-3			40	11
81349	M25988/1-210			8	8
81349	M53095-03C250			3	1
				53	1
81349	M53095-03D500			56	1
81349	M53095-03F250			10	1
				54	1
81349	M53095-03G200			30	1
				52	1
81349	M53095-03G250			7	1
81349	M53095-03G500			9	1
81349	M53096-10B2A100			18	1
				55	1
19099	STRAP .5-18 IN			3	10

CROSS-REFERENCE INDEXES

CAGEC	PART NUMBER	PART NUMBER INDEX		FIG.	ITEM
			STOCK NUMBER		
19099	STRAP .5-18 IN			53	10
19099	STRAP .75-20 IN			56	10
19099	STRAP .75-25 IN			10	10
				54	10
19099	STRAP .75-32 IN			7	10
				9	10
				30	10
				52	10
19099	STRAP .75-45 IN			18	10
				55	10
03670	SY-2034			48	1
70847	S38			58	6
D1097	TS50-0058			57	6
D1097	UK-3			57	1
D1097	VK 80			57	8
D1097	070410			57	5
97403	13211E7541			21	4
97403	13219E0462		5975-01-050-5707	33	2
				49	1
97403	13219E3930		6150-00-483-3918	33	1
97403	13220E1127-1		6150-01-392-4191	35	1
97403	13220E1127-2			34	1
97403	13220E1127-3			35	2
97403	13222E8212			57	2
97403	13228E1768-10			17	10
				18	6
				23	3
				25	3
				26	3
				27	3
				28	3
				31	3
				32	3
				39	10
				40	3
				41	6
				55	3
97403	13228E1768-5			2	5
				3	6
				4	8
				53	6
97403	13228E1768-6		5330-01-413-2126	4	6
				5	8
				36	3
				37	10
				38	10
				40	10
				44	3
				56	3
97403	13228E1768-8		5330-01-398-8739	8	5
				10	6

CROSS-REFERENCE INDEXES

CAGEC	PART NUMBER	PART NUMBER INDEX		FIG.	ITEM				
			STOCK NUMBER						
97403	13228E1768-8		5330-01-398-8739	11	8				
				15	3				
				36	10				
				37	3				
				39	3				
				42	3				
				43	8				
				46	6				
				54	2				
				97403	13228E1768-9			5	6
								6	3
								7	6
								8	7
								9	6
11	6								
12	2								
13	2								
14	3								
15	7								
17	6								
19	3								
20	3								
24	3								
29	6								
30	3								
38	3								
41	10								
42	7								
43	6								
45	3								
52	3								
97403	13228E1770		4330-01-262-9496	16	1				
97403	13228E1803			44	1				
97403	13228E1807			37	1				
97403	13228E1808			38	1				
97403	13228E1809			36	1				
97403	13228E1810			39	1				
97403	13228E1811			40	1				
1G888	13228E1812			40	12				
97403	13228E1814			12	1				
97403	13228E1815			31	1				
97403	13228E1827-4			6	14				
				13	15				
				19	15				
				20	15				
				24	15				
				97403	13228E1827-5			23	15
								25	15
								26	15
27	15								
28	15								

CROSS-REFERENCE INDEXES

CAGEC	PART NUMBER	PART NUMBER INDEX		FIG.	ITEM
			STOCK NUMBER		
97403	13228E1827-5			31	15
				32	15
97403	13228E1828-1			14	10
				45	10
97403	13228E1828-2			47	1
97403	13228E1828-4			46	10
97403	13228E1829			24	1
97403	13228E1830			19	1
97403	13228E1831			13	1
97403	13228E1832			6	1
97403	13228E1833			11	1
				43	1
97403	13228E1834			8	1
97403	13228E1835			5	1
97403	13228E1836			4	1
97403	13228E1838			2	1
97403	13228E1839			29	1
97403	13228E1840			14	1
				45	1
97403	13228E1841			17	1
				41	1
97403	13228E1842			15	1
				42	1
97403	13228E1843			26	1
97403	13228E1844			23	1
97403	13228E1845			20	1
97403	13228E1846			23	17
				25	17
				26	17
				27	17
				28	17
97403	13228E1847			32	1
97403	13228E1852			1	1
97403	13228E1854			28	1
97403	13228E1856-2			13	17
97403	13228E1858			46	1
97403	13228E1859			27	1
97403	13228E1861			25	1
97403	13229E2397			48	7
97403	13229E2399			48	8
97403	13229E2400			48	2
97403	13229E4000			22	1
39328	13230E3116			39	12
81902	14196P1		7240-00-222-3088	21	5
D1097	155-230 MM			58	7
41592	235RF-0200 AVAC			6	18
				13	18
				19	18
				20	18
				24	17
41592	235RF-0300 AVAC			23	18

CROSS-REFERENCE INDEXES

CAGEC	PART NUMBER	PART NUMBER INDEX		FIG.	ITEM
			STOCK NUMBER		
41592	235RF-0300 AVAC			25	18
				26	18
				27	18
				28	18
				31	17
41592	235RF-03082P			23	19
				25	19
				26	19
				27	19
				28	19
				31	18
98991	4-4566TSER2			12	12
98991	4-4566TSER2 BALL			12	28
98991	4-4566TSER2 BODY			12	31
98991	4-4566TSER2 BODY BOLT			12	23
98991	4-4566TSER2 BODY NUT			12	22
98991	4-4566TSER2 BODY SEAL			12	25
98991	4-4566TSER2 FOLL OWER			12	18
98991	4-4566TSER2 HAND LE BOLT			12	13
98991	4-4566TSER2 PIPE END			12	24
98991	4-4566TSER2 RETA INING NUT			12	16
98991	4-4566TSER2 SEAL RETAINER			12	26
98991	4-4566TSER2 SEAT			12	27
98991	4-4566TSER2 STEM			12	29
98991	4-4566TSER2 STEM SEAL			12	19
98991	4-4566TSER2 STOP			12	17
98991	4-4566TSER2 STOP SCREW			12	21
98991	4-4566TSER2 THRU ST BEARING			12	30
98991	4-4566TSER2 WASH ER			12	20
98991	4-4566TSER2 WREN CH BLOCK			12	15
98991	4-4566TSER2 WREN CH EXT			12	14
41592	735T-0200MTAC			6	17
				19	17
				20	17
9H113	9H1131711-D-3			8	9
39428	90177A218			2	3
				3	3

CROSS-REFERENCE INDEXES

CAGEC	PART NUMBER	PART NUMBER INDEX		FIG.	ITEM
			STOCK NUMBER		
39428	90177A218			3	5
				3	8
				4	2
				4	4
				4	10
				5	2
				5	4
				5	10
				6	2
				6	5
				6	8
				7	3
				7	5
				7	8
				8	3
				9	3
				9	5
				9	8
				10	3
				10	5
				10	8
				11	2
				11	4
				11	10
				12	3
				12	5
				12	9
				13	3
				13	5
				13	8
				14	2
				14	5
		14	8		
		15	2		
		15	5		
		15	9		
		17	2		
		17	4		
		17	8		
		18	2		
		18	4		
		18	8		
		19	2		
		19	5		
		19	8		
		20	2		
		20	5		
		20	8		
		23	2		
		23	5		
		23	8		

CROSS-REFERENCE INDEXES


CAGEC	PART NUMBER	PART NUMBER INDEX		FIG.	ITEM
			STOCK NUMBER		
39428	90177A218			24	2
				24	5
				24	8
				25	2
				25	5
				25	8
				26	2
				26	5
				26	8
				27	2
				27	5
				27	8
				28	2
				28	5
				28	8
				29	2
				29	4
				30	2
				30	5
				30	8
				31	2
				31	5
				31	8
				32	2
				32	5
				32	8
				36	2
				36	5
				36	8
				37	2
				37	5
				37	8
				38	2
				38	5
				38	8
				39	2
				39	5
				39	8
				40	2
				40	5
				40	8
				41	2
				41	4
				41	8
		42	2		
		42	5		
		42	9		
		43	2		
		43	4		
		43	10		
		44	2		

CROSS-REFERENCE INDEXES

CAGEC	PART NUMBER	PART NUMBER INDEX		FIG.	ITEM
			STOCK NUMBER		
39428	90177A218			44	5
				45	2
				45	5
				45	8
				46	2
				46	4
				46	8
				52	2
				52	5
				52	8
				53	3
				53	5
				53	8
				54	3
				54	5
				54	8
				55	2
				55	5
				55	8
				56	2
		56	5		
		56	8		

By Order of the Secretary of the Army:

Official:



JOEL B. HUDSON
*Administrative Assistant to the
Secretary of the Army*
03188

DENNIS J. REIMER
*General, United States Army
Chief of Staff*

DISTRIBUTION:

To be distributed in accordance with DA Form 12-25-E, block no. 6348, requirements for
TM 10-4930-241-23P.

These are the instructions for sending an electronic 2028

The following format must be used if submitting an electronic 2028. The subject line must be exactly the same and all fields must be included; however only the following fields are mandatory: 1, 3, 4, 5, 6, 7, 8, 9, 10, 13, 15, 16, 17, and 27.

From: "Whomever" <whomever@avma27.army.mil>

To: mpmtP/oavma28@st-louis-emh7.army.mil

Subject: DA Form 2028

1. **From:** Joe Smith
2. **Unit:** home
3. **Address:** 4300 Park
4. **City:** Hometown
5. **St:** MO
6. **Zip:** 77777
7. **Date Sent:** 19-OCT-93
8. **Pub no:** 55-2840-229-23
9. **Pub Title:** TM
10. **Publication Date:** 04-JUL-85
11. **Change Number:** 7
12. **Submitter Rank:** MSG
13. **Submitter FName:** Joe
14. **Submitter MName:** T
15. **Submitter LName:** Smith
16. **Submitter Phone:** 123-123-1234
17. **Problem:** 1
18. **Page:** 2
19. **Paragraph:** 3
20. **Line:** 4
21. **NSN:** 5
22. **Reference:** 6
23. **Figure:** 7
24. **Table:** 8
25. **Item:** 9
26. **Total:** 123
27. **Text:**

This is the text for the problem below line 27.

RECOMMENDED CHANGES TO EQUIPMENT TECHNICAL PUBLICATIONS

SOMETHING WRONG WITH PUBLICATION



*THEN...JOT DOWN THE
DOPE ABOUT IT ON THIS FORM.
CAREFULLY TEAR IT OUT, FOLD IT
AND DROP IT IN THE MAIL.*

FROM: (PRINT YOUR UNIT'S COMPLETE ADDRESS)

DATE SENT

PUBLICATION NUMBER

PUBLICATION DATE

PUBLICATION TITLE

BE EXACT PIN-POINT WHERE IT IS

PAGE
NO.

PARA-
GRAPH

FIGURE
NO.

TABLE
NO.

**IN THIS SPACE, TELL WHAT IS WRONG
AND WHAT SHOULD BE DONE ABOUT IT.**

PRINTED NAME, GRADE OR TITLE AND TELEPHONE NUMBER

SIGN HERE

The Metric System and Equivalents

Linear Measure

1 centimeter = 10 millimeters = .39 inch
 1 decimeter = 10 centimeters = 3.94 inches
 1 meter = 10 decimeters = 39.37 inches
 1 dekameter = 10 meters = 32.8 feet
 1 hectometer = 10 dekameters = 328.08 feet
 1 kilometer = 10 hectometers = 3,280.8 feet

Weights

1 centigram = 10 milligrams = .15 grain
 1 decigram = 10 centigrams = 1.54 grains
 1 gram = 10 decigrams = .035 ounce
 1 decagram = 10 grams = .35 ounce
 1 hectogram = 10 decagrams = 3.52 ounces
 1 kilogram = 10 hectograms = 2.2 pounds
 1 quintal = 100 kilograms = 220.46 pounds
 1 metric ton = 10 quintals = 1.1 short tons

Liquid Measure

1 centiliter = 10 milliliters = .34 fl. ounce
 1 deciliter = 10 centiliters = 3.38 fl. ounces
 1 liter = 10 deciliters = 33.81 fl. ounces
 1 dekaliter = 10 liters = 2.64 gallons
 1 hectoliter = 10 dekaliters = 26.42 gallons
 1 kiloliter = 10 hectoliters = 264.18 gallons

Square Measure

1 sq. centimeter = 100 sq. millimeters = .155 sq. inch
 1 sq. decimeter = 100 sq. centimeters = 15.5 sq. inches
 1 sq. meter (centare) = 100 sq. decimeters = 10.76 sq. feet
 1 sq. dekameter (are) = 100 sq. meters = 1,076.4 sq. feet
 1 sq. hectometer (hectare) = 100 sq. dekameters = 2.47 acres
 1 sq. kilometer = 100 sq. hectometers = .386 sq. mile

Cubic Measure

1 cu. centimeter = 1000 cu. millimeters = .06 cu. inch
 1 cu. decimeter = 1000 cu. centimeters = 61.02 cu. inches
 1 cu. meter = 1000 cu. decimeters = 35.31 cu. feet

Approximate Conversion Factors

<i>To change</i>	<i>To</i>	<i>Multiply by</i>	<i>To change</i>	<i>To</i>	<i>Multiply by</i>
inches	centimeters	2.540	ounce-inches	Newton-meters	.007062
feet	meters	.305	centimeters	inches	.394
yards	meters	.914	meters	feet	3.280
miles	kilometers	1.609	meters	yards	1.094
square inches	square centimeters	6.451	kilometers	miles	.621
square feet	square meters	.093	square centimeters	square inches	.155
square yards	square meters	.836	square meters	square feet	10.764
square miles	square kilometers	2.590	square meters	square yards	1.196
acres	square hectometers	.405	square kilometers	square miles	.386
cubic feet	cubic meters	.028	square hectometers	acres	2.471
cubic yards	cubic meters	.765	cubic meters	cubic feet	35.315
fluid ounces	milliliters	29.573	cubic meters	cubic yards	1.308
pints	liters	.473	milliliters	fluid ounces	.034
quarts	liters	.946	liters	pints	2.113
gallons	liters	3.785	liters	quarts	1.057
ounces	grams	28.349	liters	gallons	.264
pounds	kilograms	.454	grams	ounces	.035
short tons	metric tons	.907	kilograms	pounds	2.205
pound-feet	Newton-meters	1.356	metric tons	short tons	1.102
pound-inches	Newton-meters	.11296			

Temperature (Exact)

°F	Fahrenheit temperature	5/9 (after subtracting 32)	Celsius temperature	°C
----	------------------------	----------------------------	---------------------	----

